

FINISHING SCHEDULE							
RM No.	ROOM	FLOOR	BASE	WALL	CEILING	SUSPENDED CEILING	DESCRIPTION
1	WAREHOUSE	REINFORCED CONCRETE SLAB ACCORDING TO STRUCTURAL DRAWING	MARBLE STONE 40x3cm	HOLLOW BRICK TO ELEV. +2.00 AND ABOVE SANDWICH PANEL	SANDWICH PANEL	---	---
2	ENTRANCE	PORCELAIN CERAMIC 60x60 cm	MARBLE STONE 90x3cm	CEMENT PLASTER=2cm GYPTON GYPSUM PLASTER=1cm OIL PAINT	---	KNUAF TILE, (60x60cm)	---
3	PANTRY	CERAMIC TILE 20x20 cm	---	CERAMIC TILE 20x30 cm	---	PVC TILE	---
4	MANAGER ROOM	PORCELAIN CERAMIC 60x60 cm	MARBLE STONE 10x1cm	CEMENT PLASTER=2cm GYPTON GYPSUM PLASTER=1cm OIL PAINT	---	KNUAF TILE, (60x60cm)	---
5	PAYMENT ORDER ROOM	PORCELAIN CERAMIC 60x60 cm	MARBLE STONE 10x1cm	CEMENT PLASTER=2cm GYPTON GYPSUM PLASTER=1cm OIL PAINT	---	KNUAF TILE, (60x60cm)	---
6	LOUNGE ROOM	PORCELAIN CERAMIC 60x60 cm	MARBLE STONE 10x1cm	CEMENT PLASTER=2cm GYPTON GYPSUM PLASTER=1cm OIL PAINT	---	KNUAF TILE, (60x60cm)	---
7	SUPERVISOR ROOM	PORCELAIN CERAMIC 60x60 cm	MARBLE STONE 10x1cm	CEMENT PLASTER=2cm GYPTON GYPSUM PLASTER=1cm OIL PAINT	---	KNUAF TILE, (60x60cm)	---
8	W.C	CERAMIC TILE 20x20 cm	---	CERAMIC TILE 20x30 cm	---	PVC TILE	---
9	LOCKER & SHOWER	CERAMIC TILE 20x20 cm	---	CERAMIC TILE 20x30 cm	---	PVC TILE	---
10	PRAYER ROOM	PORCELAIN CERAMIC 60x60 cm	MARBLE STONE 10x1cm	CEMENT PLASTER=2cm GYPTON GYPSUM PLASTER=1cm OIL PAINT	---	KNUAF TILE, (60x60cm)	---

REFERENCE	
REFERENCE. TITLE	REFERENCE. No.
FOUNDATION DRAWING	12003-D-ST-DWG-312-WHS-005
STRUCTURE DRAWING	12003-D-ST-DWG-312-WHS-006

**NOTES**

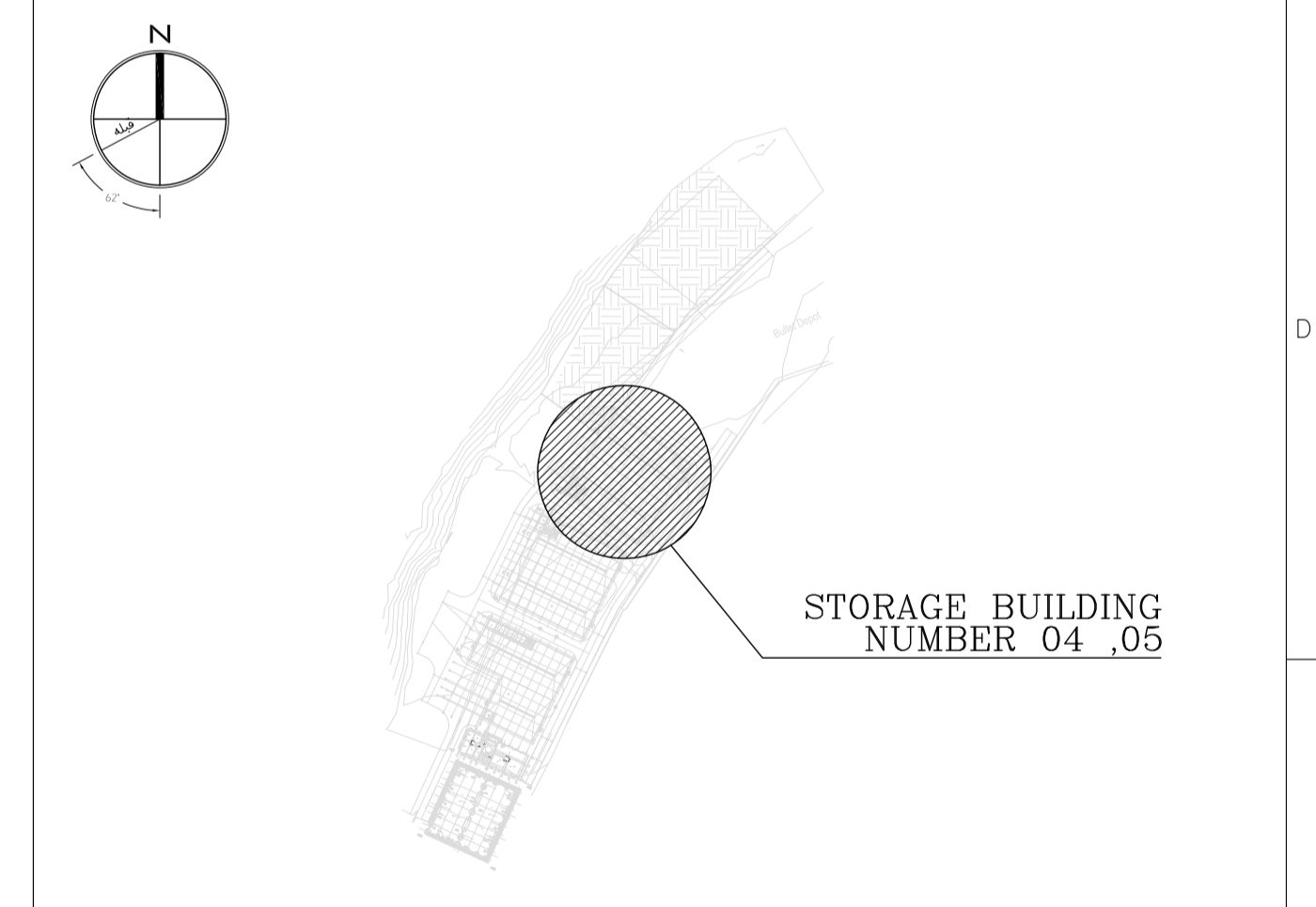
- ALL DIMENSIONS ARE IN CENTIMETER & ALL ELEVATIONS ARE IN METER.
- ALL DIMENSIONS AND ELEVATIONS SHALL BE CHECKED BY THE CONTRACTOR PRIOR TO CONSTRUCTION.
- F.F.L. IN ARCHITECTURAL DOCUMENT IS EQUALS TO 2518.40
- CONTRACTOR SHALL COMPARE ALL ARCHITECTURAL, MECHANICAL, ELECTRICAL, PIPING AND STRUCTURAL DRAWINGS AND IN CASE OF ANY CONFLICTS OR DISCREPANCY, INFORM THE ENGINEER.
- ALL OPENINGS FOR PIPING/CABLING SHALL BE CONSIDERED AS PER RELATED DRAWINGS BEFORE CONSTRUCTION.

**LEGEND**

AREA NAME :

① WAREHOUSE	⑥ LOUNGE ROOM
② ENTRANCE	⑦ SUPERVISOR ROOM
③ PANTRY	⑧ W.C
④ MANAGER ROOM	⑨ LOCKER & SHOWER
⑤ PAYMENT ORDER ROOM	⑩ PRAYER ROOM

**KEY PLAN**



GENERAL SYMBOLS		ABBREVIATION	
	WINDOW TYPE	F.G.L.	FINISH GRADING LEVAEL
	DOOR TYPE	F.F.L.	FINISHED FLOOR
	ROOM NUMBER	T.O.C.	TOP OF CONCRETE
	SECTION REFERENCE	T.O.S.	TOP OF SLAB
	ELEVATION REFERENCE	T.O.WA.	TOP OF WALKWAY
	ELEVATION CODE ON PLAN	T.O.D.	TOP OF DOOR
	ELEVATION CODE ON SECTION	T.O.W.	TOP OF WINDOW
	REVISION	T.O.T.	TOP OF THE BEAM
	AXE NUMBER	T.O.Fou.	TOP OF FOUNDATION
		T.O.B.	TOP OF BEAM
		T.O.SH.	TOP OF SHADER
		T.O.O.	TOP OF OPENING
		T.O.P.	TOP OF PARAPET
		T.O.GR.	TOP OF GRATING
		T.O.CHEQ.	TOP OF CHEQUERED PLATE
		T.O.F.	TOP OF FALSE FLOOR
		T.O.STR.	TOP OF STRUCTURE
		B.O.O.	BOTTOM OF OPENING
		B.O.B.	BOTTOM OF BEAM
		C.O.S.	CENTER OF SLEEVE
		B.O.S.	BOTTOM OF SLEEVE
		C.O.PI.	CENTER OF PIPE
		B.O.PI.	BOTTOM OF PIPE
		T.O.PI.	TOP OF PIPE
		T.O.PO.	TOP OF POLYCARBONATE
		B.O.PO.	BOTTOM OF POLYCARBONATE
		B.O.PIT	BOTTOM OF PIT
		UPVC.W	ALUMINIUM WINDOW
		U.W.	UPVC WINDOW
		M.D.	METAL DOOR
		M.P.D.	METAL PANIC DOOR
		AL.D.	ALUMINIUM DOOR
		U.D.	UPVC DOOR
		GL.D.	GLASS DOOR
		W.D.	WOOD DOOR
		VAR.	VARIABLE
		T	TYPE
		PL.	PLATE
		cm	CENTIMETER
		m	METER
		mm	MILLIMETER
		M.S.L.	MEAN SEA LEVEL
		P.N	PLANT NORTH
		RM NO.	ROOM NUMBER
		R.L.	RAIN LEADER
		C.L.O.ST.	CENTER LINE OF STRUT

GENERAL SYMBOLS FOR MATERIAL SECTION			
	BRICK WALL		COMPACTED SOIL
	LECA BLOCK WALL		STONE
	CEMENT BLOCK WALL		THERMAL INSULATION
	CONCRETE WALL OR CEILING OR FLOORS		TILE
	LIGHT WEIGHT CONCRETE		BLOCKAGE
	SAND CEMENT MORTAR		GRAVEL
	LEAN CONCRETE		CHEQUERED PLATE
	HOLLOW BRICK		POLYETHYLENE SHEET 0.4mm AS VAPOR BARRIER

REV.	DATE	DESCRIPTION	PREPARED	CHECKED	APPROVED	AUTHORIZED
04	02.02.2023	ISSUED FOR CONSTRUCTION	M.M&M.KH	M.AHMADI	H.NOROUZI	-
03	22.01.2023	ISSUED FOR APPROVAL	M.M&M.KH	M.AHMADI	H.NOROUZI	-
02	17.12.2022	ISSUED FOR APPROVAL	M.M&M.KH	M.AHMADI	H.NOROUZI	-
01	29.10.2022	ISSUED FOR APPROVAL	M.M&M.KH	M.AHMADI	H.NOROUZI	-
00	10.04.2022	ISSUED FOR REVIEW AND COMMENT	M.M&M.KH	M.AHMADI	H.NOROUZI	-

Client: **NICICO**  
NATIONAL IRANIAN COPPER INDUSTRIES Co.

Contractor: **Shargan**  
Consultant Engineers

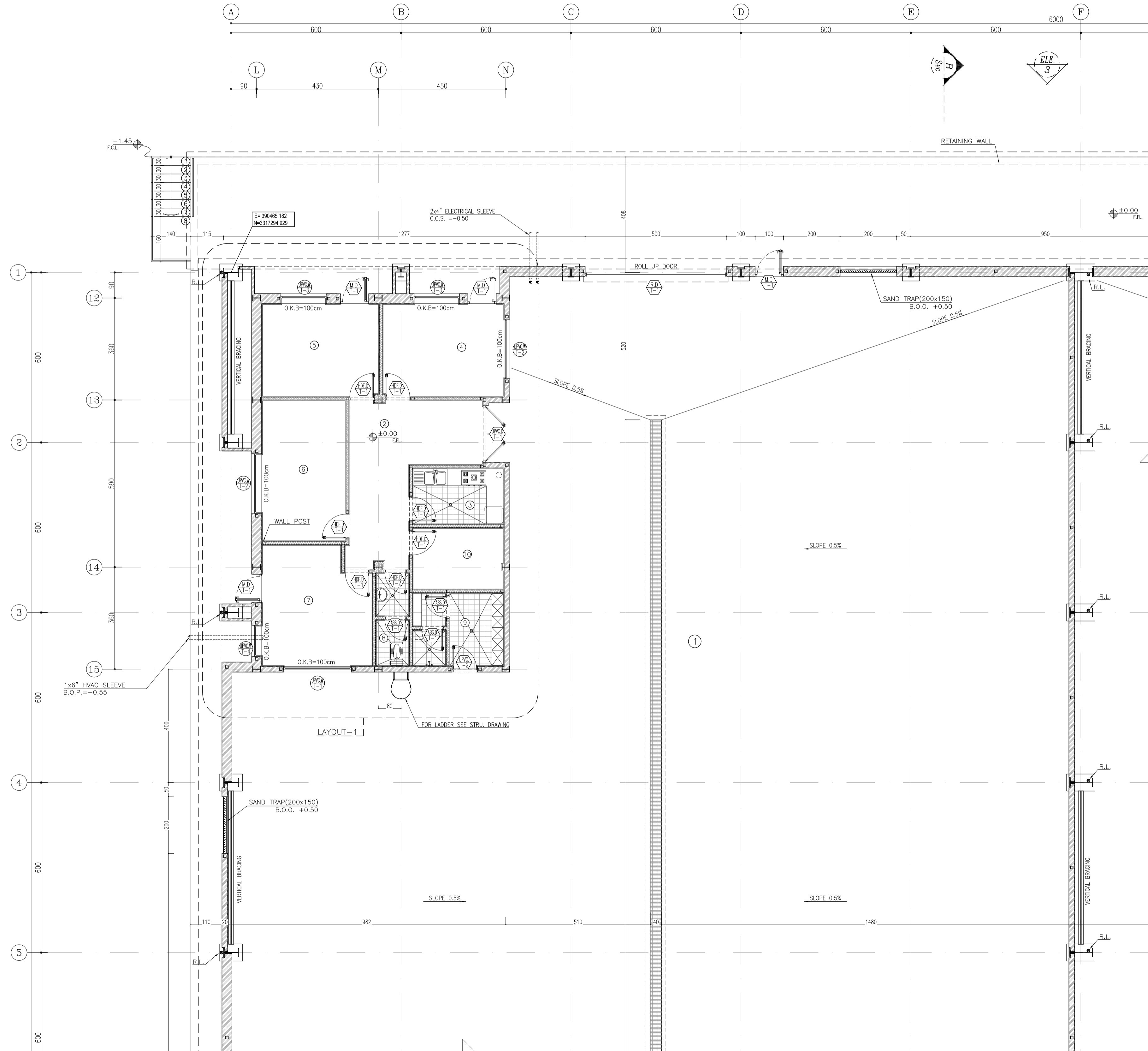
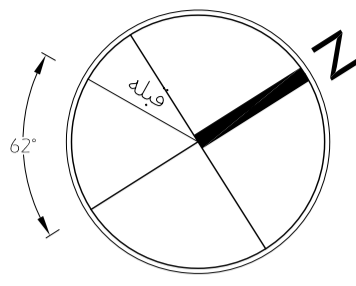
Consultant: **mobina**  
Mobina Engineering Co.

Contractor: **NIPEC**

Project: **Sarcheshmeh Copper Concentrator Expansion Plant (Phase.3)**

Title: **ARCHITECTURAL DETAIL DESIGN FOR SARCHESHMEH WAREHOUSE 4-5**

Document Number:	DATE	SIZE	SCALE	SHEET NO.	REV.
12003-D-AR-DWG-312-WHS-003	02.02.2023	A1	AS SHOWN	1 OF 24	04 04



REFERENCE

REFERENCE. TITLE	REFERENCE. No.
FOUNDATION DRAWING	12003-D-ST-DWG-312-WHS-005
STRUCTURE DRAWING	12003-D-ST-DWG-312-WHS-006

NOTES

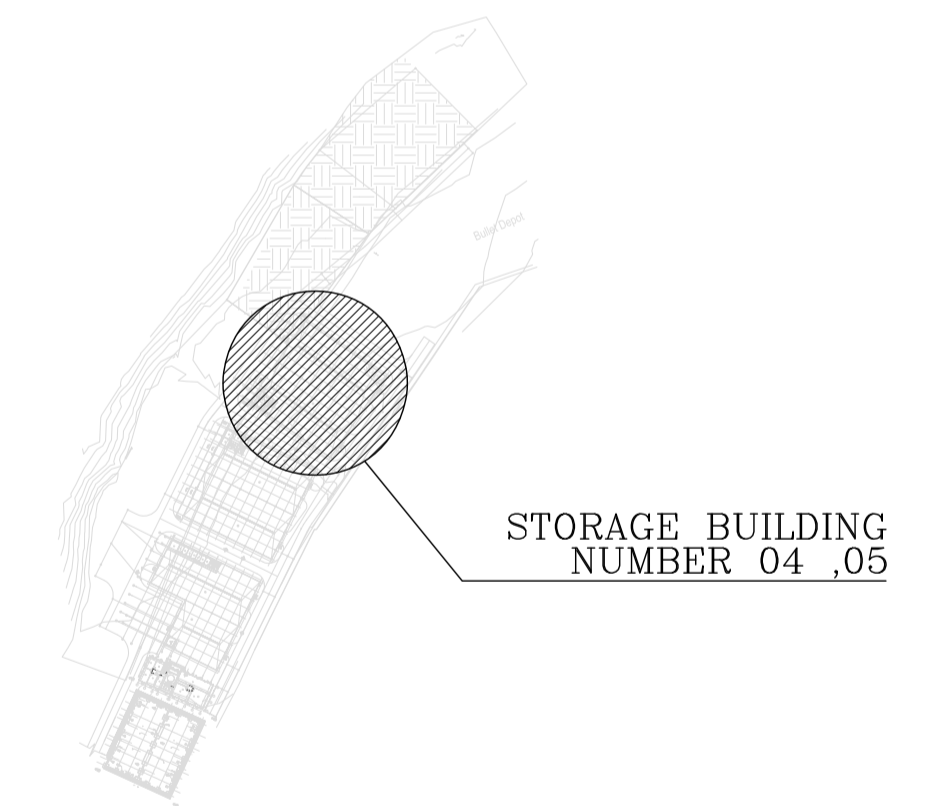
1. ALL DIMENSIONS ARE IN CENTIMETER & ALL ELEVATIONS ARE IN METER.
2. ALL DIMENSIONS AND ELEVATIONS SHALL BE CHECKED BY THE CONTRACTOR PRIOR TO CONSTRUCTION.
3. F.F.L. IN ARCHITECTURAL DOCUMENT IS EQUALS TO 2518.40
4. CONTRACTOR SHALL COMPARE ALL ARCHITECTURAL, MECHANICAL, ELECTRICAL, PIPING AND STRUCTURAL DRAWINGS AND IN CASE OF ANY CONFLICTS OR DISCREPANCY, INFORM THE ENGINEER.
5. ALL OPENINGS FOR PIPING/CABLING SHALL BE CONSIDERED AS PER RELATED DRAWINGS BEFORE CONSTRUCTION.

LEGEND

AREA NAME :

- |                      |                   |
|----------------------|-------------------|
| ① WAREHOUSE          | ⑥ LOUNGE ROOM     |
| ② ENTRANCE           | ⑦ SUPERVISOR ROOM |
| ③ PANTRY             | ⑧ W.C             |
| ④ MANAGER ROOM       | ⑨ LOCKER & SHOWER |
| ⑤ PAYMENT ORDER ROOM | ⑩ PRAYER ROOM     |

KEY PLAN



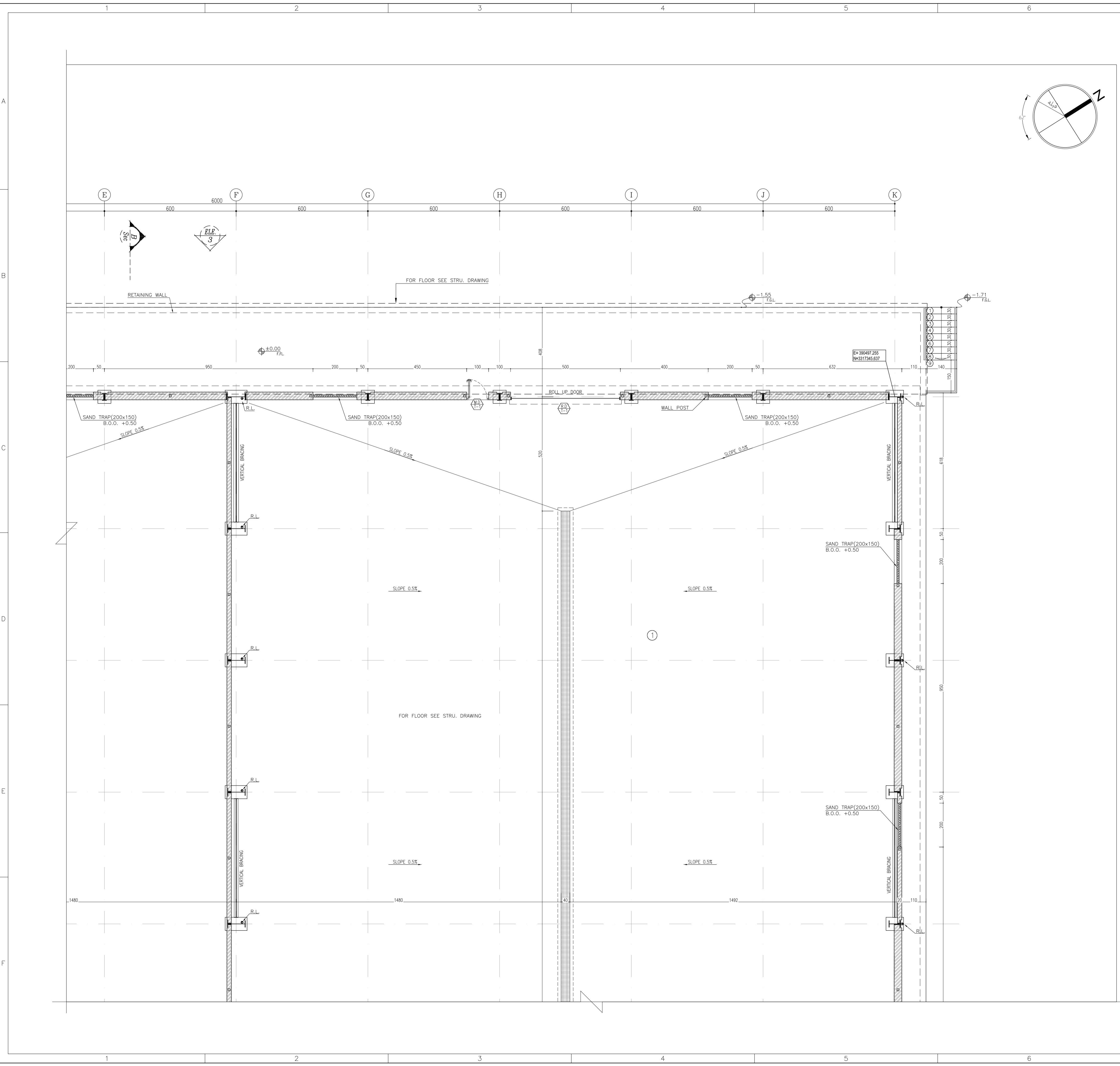
REV.	DATE	DESCRIPTION	PREPARED	CHECKED	APPROVED	AUTHORIZED
04	02.02.2023	ISSUED FOR CONSTRUCTION	M.M&M.KH	M.AHMADI	H.NOROUZI	-
03	22.01.2023	ISSUED FOR APPROVAL	M.M&M.KH	M.AHMADI	H.NOROUZI	-
02	17.12.2022	ISSUED FOR APPROVAL	M.M&M.KH	M.AHMADI	H.NOROUZI	-
01	29.10.2022	ISSUED FOR APPROVAL	M.M&M.KH	M.AHMADI	H.NOROUZI	-
00	10.04.2022	ISSUED FOR REVIEW AND COMMENT	M.M&M.KH	M.AHMADI	H.NOROUZI	-

Client:	<b>NICICO</b> NATIONAL IRANIAN COPPER INDUSTRIES Co.	MC:	<b>Shargan</b> Consultant Engineers
Consultant:	<b>mobina</b> Mobina Engineering Co.	Contractor:	<b>NIPEC</b>

Project: **Sarcheshmeh Copper Concentrator Expansion Plant (Phase.3)**

Title: **ARCHITECTURAL DETAIL DESIGN FOR SARCHESHMEH WAREHOUSE 4-5**

Document Number:	DATE	SIZE	SCALE	SHEET NO.	REV.
12003-D-AR-DWG-312-WHS-003	02.02.2023	A1	AS SHOWN	2 OF 24	04 04



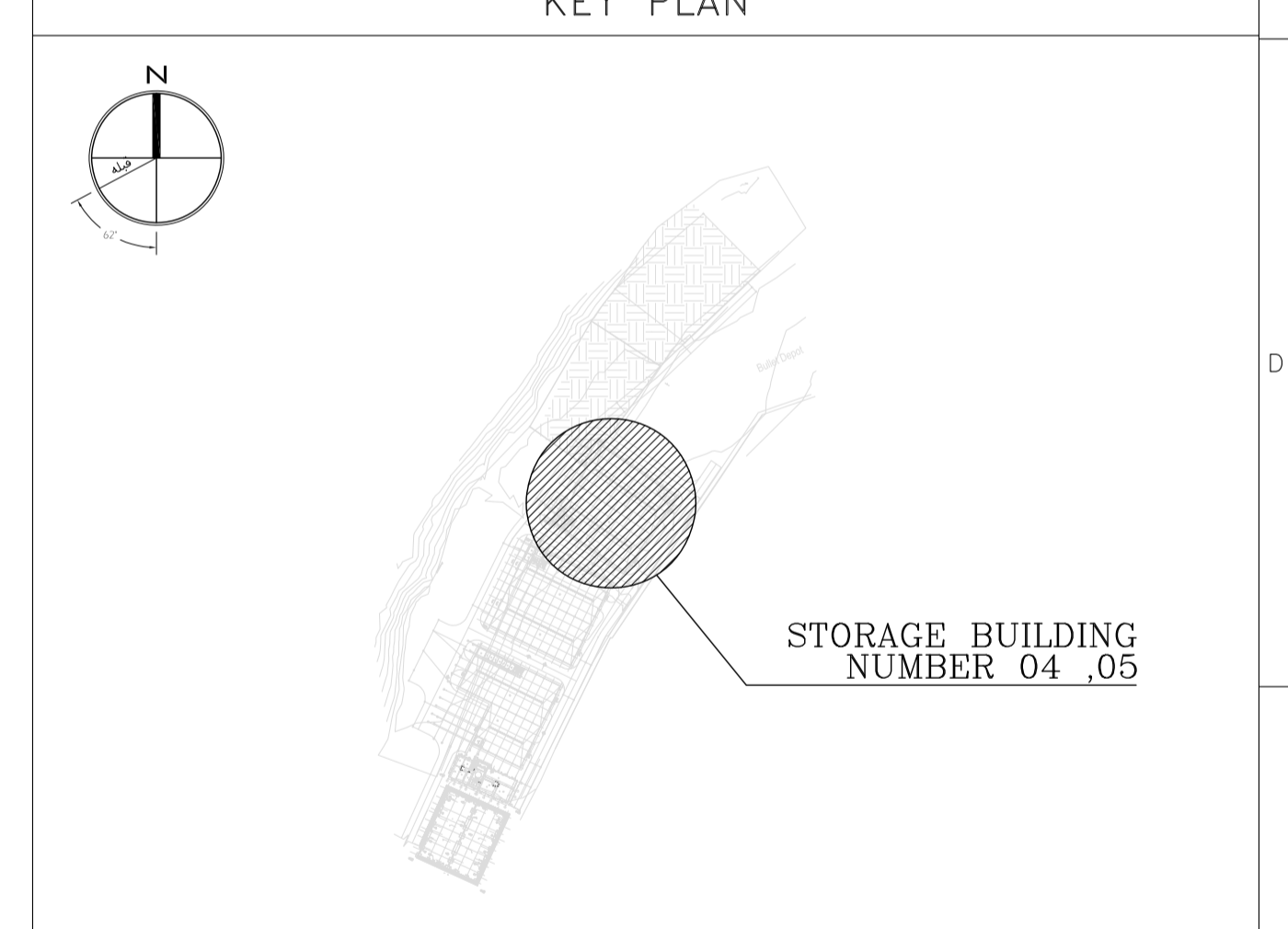
REFERENCE	
REFERENCE. TITLE	REFERENCE. No.
FOUNDATION DRAWING	12003-D-ST-DWG-312-WHS-005
STRUCTURE DRAWING	12003-D-ST-DWG-312-WHS-006

- NOTES**
1. ALL DIMENSIONS ARE IN CENTIMETER & ALL ELEVATIONS ARE IN METER.
  2. ALL DIMENSIONS AND ELEVATIONS SHALL BE CHECKED BY THE CONTRACTOR PRIOR TO CONSTRUCTION.
  3. F.F.L. IN ARCHITECTURAL DOCUMENT IS EQUALS TO 2518.40
  4. CONTRACTOR SHALL COMPARE ALL ARCHITECTURAL, MECHANICAL, ELECTRICAL, PIPING AND STRUCTURAL DRAWINGS AND IN CASE OF ANY CONFLICTS OR DISCREPANCY, INFORM THE ENGINEER.
  5. ALL OPENINGS FOR PIPING/CABLING SHALL BE CONSIDERED AS PER RELATED DRAWINGS BEFORE CONSTRUCTION.

**LEGEND**

AREA NAME :

① WAREHOUSE	⑥ LOUNGE ROOM
② ENTRANCE	⑦ SUPERVISOR ROOM
③ PANTRY	⑧ W.C
④ MANAGER ROOM	⑨ LOCKER & SHOWER
⑤ PAYMENT ORDER ROOM	⑩ PRAYER ROOM



REV.	DATE	DESCRIPTION	PREPARED	CHECKED	APPROVED	AUTHORIZED
04	02.02.2023	ISSUED FOR CONSTRUCTION	M.M&M.KH	M.AHMADI	H.NOROZI	-
03	22.01.2023	ISSUED FOR APPROVAL	M.M&M.KH	M.AHMADI	H.NOROZI	-
02	17.12.2022	ISSUED FOR APPROVAL	M.M&M.KH	M.AHMADI	H.NOROZI	-
01	29.10.2022	ISSUED FOR APPROVAL	M.M&M.KH	M.AHMADI	H.NOROZI	-
00	10.04.2022	ISSUED FOR REVIEW AND COMMENT	M.M&M.KH	M.AHMADI	H.NOROZI	-

Client: **NICICO**  
NATIONAL IRANIAN  
COPPER INDUSTRIES Co.

Contractor: **Shargan**  
Consultant Engineers

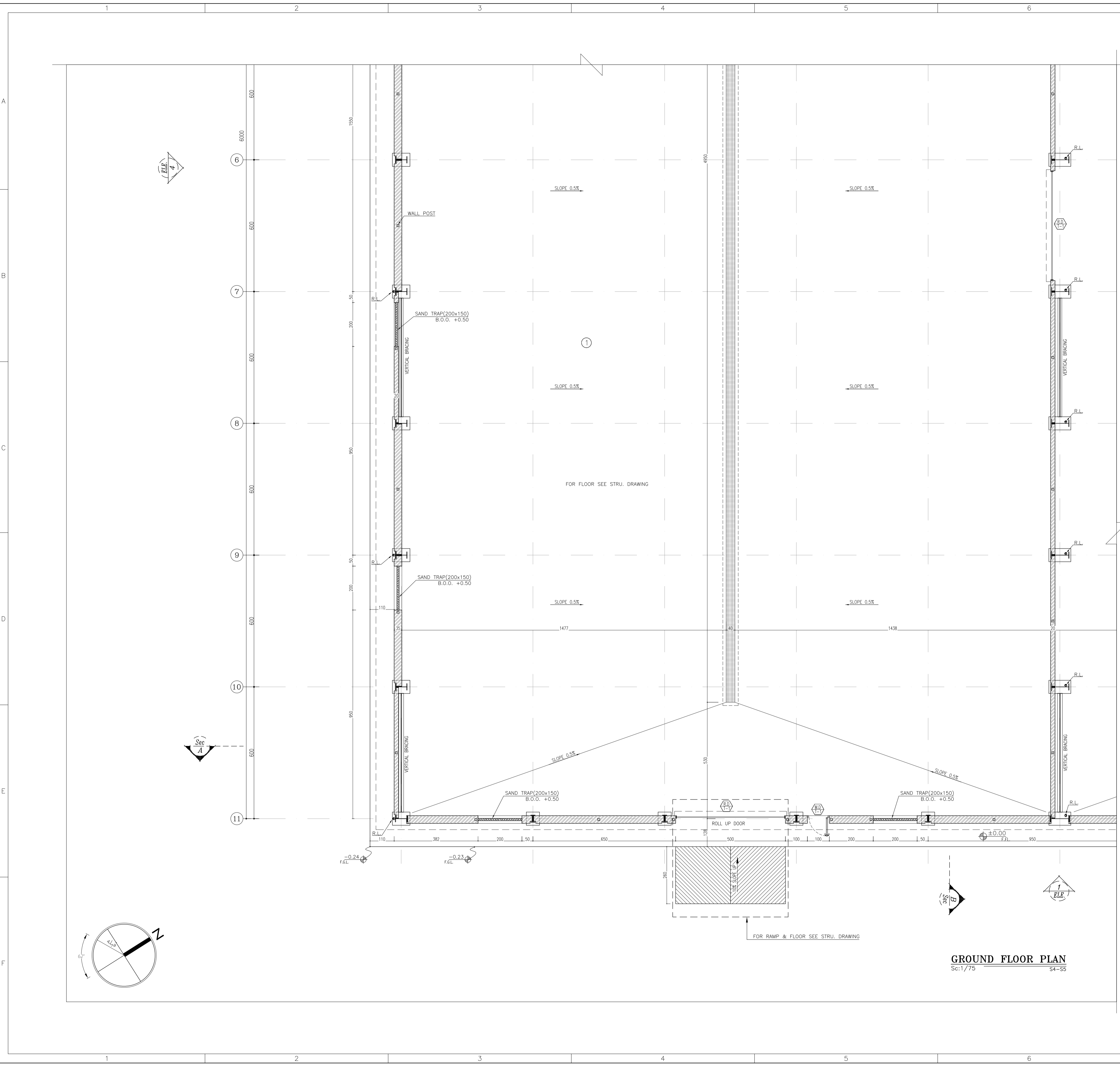
Consultant: **mobina**  
Mobina Engineering Co.

Contractor: **NIPEC**

Project: **Sarcheshmeh Copper Concentrator Expansion Plant (Phase.3)**

Title: **ARCHITECTURAL DETAIL DESIGN FOR SARCHESHMEH WAREHOUSE 4-5**

Document Number:	DATE	SIZE	SCALE	SHEET NO.	REV.
12003-D-AR-DWG-312-WHS-003	02.02.2023	A1	AS SHOWN	3 OF 24	04 04



**GROUND FLOOR PLAN**  
Sc:1/75 S4-S5

**REFERENCE**

REFERENCE. TITLE	REFERENCE. No.
FOUNDATION DRAWING	12003-D-ST-DWG-312-WHS-005
STRUCTURE DRAWING	12003-D-ST-DWG-312-WHS-006

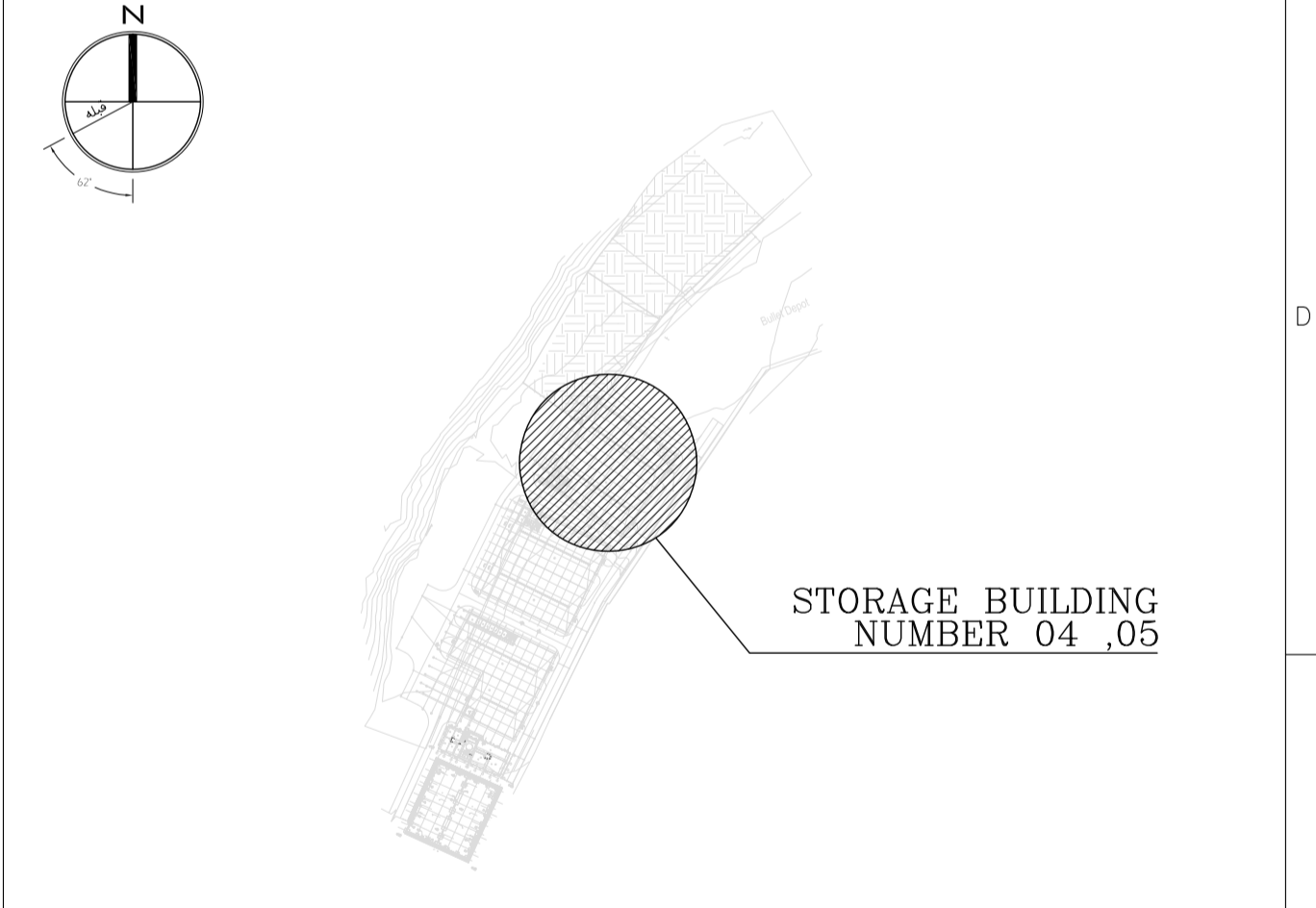
**NOTES**

1. ALL DIMENSIONS ARE IN CENTIMETER & ALL ELEVATIONS ARE IN METER.
2. ALL DIMENSIONS AND ELEVATIONS SHALL BE CHECKED BY THE CONTRACTOR PRIOR TO CONSTRUCTION.
3. F.F.L. IN ARCHITECTURAL DOCUMENT IS EQUALS TO 2518.40
4. CONTRACTOR SHALL COMPARE ALL ARCHITECTURAL, MECHANICAL, ELECTRICAL, PIPING AND STRUCTURAL DRAWINGS AND IN CASE OF ANY CONFLICTS OR DISCREPANCY, INFORM THE ENGINEER.
5. ALL OPENINGS FOR PIPING/CABLING SHALL BE CONSIDERED AS PER RELATED DRAWINGS BEFORE CONSTRUCTION.

**LEGEND**

- AREA NAME :
- |                      |                   |
|----------------------|-------------------|
| ① WAREHOUSE          | ⑥ LOUNGE ROOM     |
| ② ENTRANCE           | ⑦ SUPERVISOR ROOM |
| ③ PANTRY             | ⑧ W.C             |
| ④ MANAGER ROOM       | ⑨ LOCKER & SHOWER |
| ⑤ PAYMENT ORDER ROOM | ⑩ PRAYER ROOM     |

**KEY PLAN**



REV.	DATE	DESCRIPTION	PREPARED	CHECKED	APPROVED	AUTHORIZED
04	02.02.2023	ISSUED FOR CONSTRUCTION	M.MA&M.KH	M.AHMADI	H.NOROZI	-
03	22.01.2023	ISSUED FOR APPROVAL	M.MA&M.KH	M.AHMADI	H.NOROZI	-
02	17.12.2022	ISSUED FOR APPROVAL	M.MA&M.KH	M.AHMADI	H.NOROZI	-
01	29.10.2022	ISSUED FOR APPROVAL	M.MA&M.KH	M.AHMADI	H.NOROZI	-
00	10.04.2022	ISSUED FOR REVIEW AND COMMENT	M.MA&M.KH	M.AHMADI	H.NOROZI	-

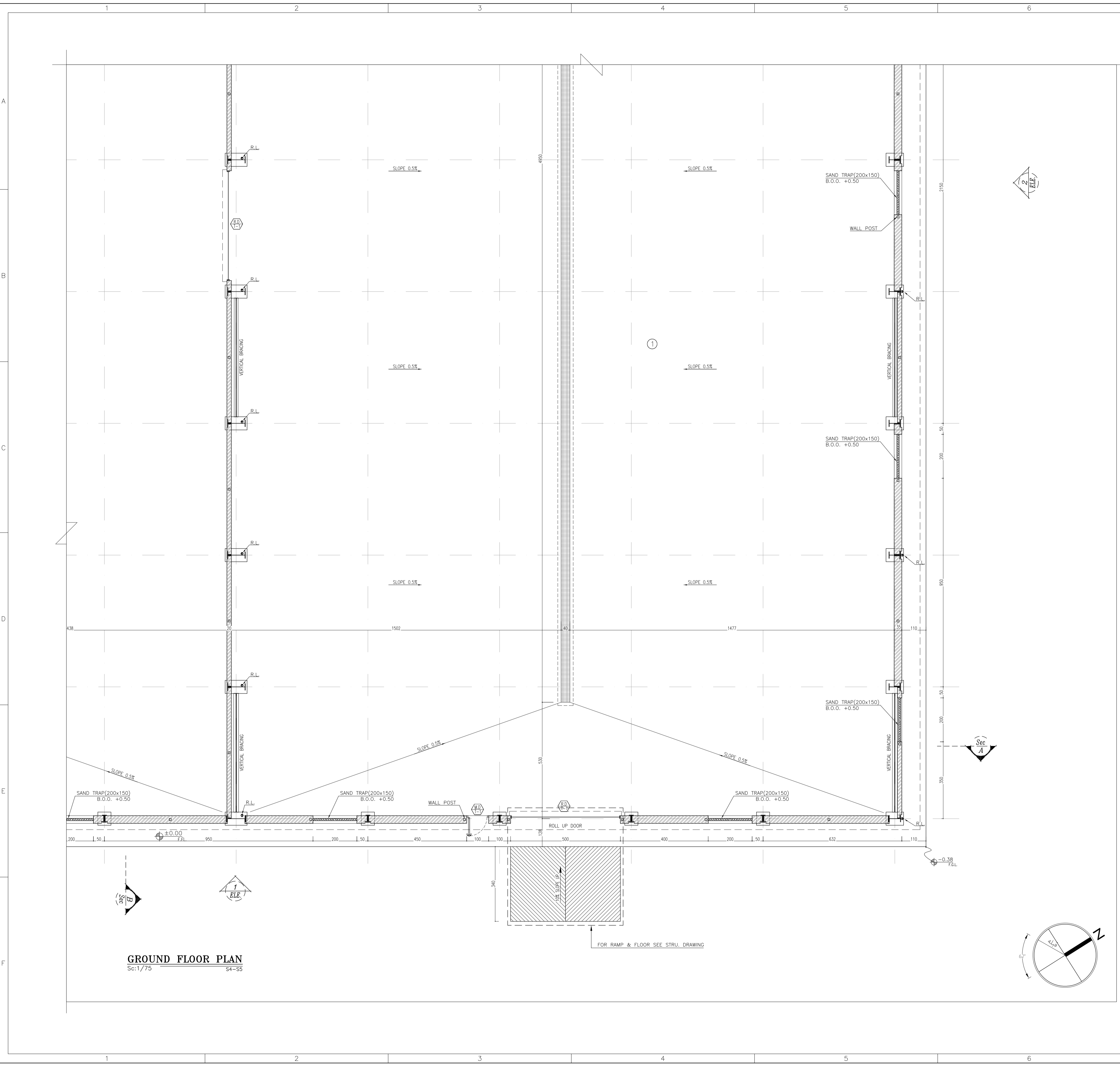
Client: **NICICO NATIONAL IRANIAN COPPER INDUSTRIES Co.** MC: **Shargan Consultant Engineers**

Consultant: **Mobina Engineering Co.** Contractor: **NIPEC**

Project: **Sarcheshmeh Copper Concentrator Expansion Plant (Phase.3)**


Title: **ARCHITECTURAL DETAIL DESIGN FOR SARCHESHMEH WAREHOUSE 4-5**

Document Number:	DATE	SIZE	SCALE	SHEET NO.	REV. CLIENT	REV. VENDOR
12003-D-AR-DWG-312-WHS-003	02.02.2023	A1	AS SHOWN	4 OF 24	04	04



**GROUND FLOOR PLAN**  
Sc:1/75 S4-S5

REFERENCE																																																
REFERENCE. TITLE	REFERENCE. No.																																															
FOUNDATION DRAWING	12003-D-ST-DWG-312-WHS-005																																															
STRUCTURE DRAWING	12003-D-ST-DWG-312-WHS-006																																															
NOTES																																																
1. ALL DIMENSIONS ARE IN CENTIMETER & ALL ELEVATIONS ARE IN METER.																																																
2. ALL DIMENSIONS AND ELEVATIONS SHALL BE CHECKED BY THE CONTRACTOR PRIOR TO CONSTRUCTION.																																																
3. F.F.L. IN ARCHITECTURAL DOCUMENT IS EQUALS TO 2518.40																																																
4. CONTRACTOR SHALL COMPARE ALL ARCHITECTURAL, MECHANICAL, ELECTRICAL, PIPING AND STRUCTURAL DRAWINGS AND IN CASE OF ANY CONFLICTS OR DISCREPANCY, INFORM THE ENGINEER.																																																
5. ALL OPENINGS FOR PIPING/CABLING SHALL BE CONSIDERED AS PER RELATED DRAWINGS BEFORE CONSTRUCTION.																																																
LEGEND																																																
AREA NAME :																																																
① WAREHOUSE	⑥ LOUNGE ROOM																																															
② ENTRANCE	⑦ SUPERVISOR ROOM																																															
③ PANTRY	⑧ W.C																																															
④ MANAGER ROOM	⑨ LOCKER & SHOWER																																															
⑤ PAYMENT ORDER ROOM	⑩ PRAYER ROOM																																															
KEY PLAN																																																
<p>STORAGE BUILDING NUMBER 04 ,05</p>																																																
<table border="1"> <thead> <tr> <th>REV.</th> <th>DATE</th> <th>DESCRIPTION</th> <th>PREPARED</th> <th>CHECKED</th> <th>APPROVED</th> <th>AUTHORIZED</th> </tr> </thead> <tbody> <tr> <td>04</td> <td>02.02.2023</td> <td>ISSUED FOR CONSTRUCTION</td> <td>M.M&amp;M.KH</td> <td>M.AHMADI</td> <td>H.NOROZI</td> <td>-</td> </tr> <tr> <td>03</td> <td>22.01.2023</td> <td>ISSUED FOR APPROVAL</td> <td>M.M&amp;M.KH</td> <td>M.AHMADI</td> <td>H.NOROZI</td> <td>-</td> </tr> <tr> <td>02</td> <td>17.12.2022</td> <td>ISSUED FOR APPROVAL</td> <td>M.M&amp;M.KH</td> <td>M.AHMADI</td> <td>H.NOROZI</td> <td>-</td> </tr> <tr> <td>01</td> <td>29.10.2022</td> <td>ISSUED FOR APPROVAL</td> <td>M.M&amp;M.KH</td> <td>M.AHMADI</td> <td>H.NOROZI</td> <td>-</td> </tr> <tr> <td>00</td> <td>10.04.2022</td> <td>ISSUED FOR REVIEW AND COMMENT</td> <td>M.M&amp;M.KH</td> <td>M.AHMADI</td> <td>H.NOROZI</td> <td>-</td> </tr> </tbody> </table>							REV.	DATE	DESCRIPTION	PREPARED	CHECKED	APPROVED	AUTHORIZED	04	02.02.2023	ISSUED FOR CONSTRUCTION	M.M&M.KH	M.AHMADI	H.NOROZI	-	03	22.01.2023	ISSUED FOR APPROVAL	M.M&M.KH	M.AHMADI	H.NOROZI	-	02	17.12.2022	ISSUED FOR APPROVAL	M.M&M.KH	M.AHMADI	H.NOROZI	-	01	29.10.2022	ISSUED FOR APPROVAL	M.M&M.KH	M.AHMADI	H.NOROZI	-	00	10.04.2022	ISSUED FOR REVIEW AND COMMENT	M.M&M.KH	M.AHMADI	H.NOROZI	-
REV.	DATE	DESCRIPTION	PREPARED	CHECKED	APPROVED	AUTHORIZED																																										
04	02.02.2023	ISSUED FOR CONSTRUCTION	M.M&M.KH	M.AHMADI	H.NOROZI	-																																										
03	22.01.2023	ISSUED FOR APPROVAL	M.M&M.KH	M.AHMADI	H.NOROZI	-																																										
02	17.12.2022	ISSUED FOR APPROVAL	M.M&M.KH	M.AHMADI	H.NOROZI	-																																										
01	29.10.2022	ISSUED FOR APPROVAL	M.M&M.KH	M.AHMADI	H.NOROZI	-																																										
00	10.04.2022	ISSUED FOR REVIEW AND COMMENT	M.M&M.KH	M.AHMADI	H.NOROZI	-																																										
Client:			MC:																																													
<p>NICICO NATIONAL IRANIAN COPPER INDUSTRIES Co.</p>			<p>Shargan Consultant Engineers</p>																																													
<p>mobina Mobina Engineering Co.</p>			<p>NIPEC</p>																																													
Project: <b>Sarcheshmeh Copper Concentrator Expansion Plant (Phase.3)</b>																																																
Title: <b>ARCHITECTURAL DETAIL DESIGN FOR SARCHESHMEH WAREHOUSE 4-5</b>																																																
Document Number: 12003-D-AR-DWG-312-WHS-003																																																
DATE		SIZE	SCALE	SHEET NO.	REV.																																											
02.02.2023		A1	AS SHOWN	5 OF 24	04	04																																										



**ROOF PLAN**  
Sc:1/150 54-55

**REFERENCE**

REFERENCE. TITLE	REFERENCE. No.
FOUNDATION DRAWING	12003-D-ST-DWG-312-WHS-005
STRUCTURE DRAWING	12003-D-ST-DWG-312-WHS-006

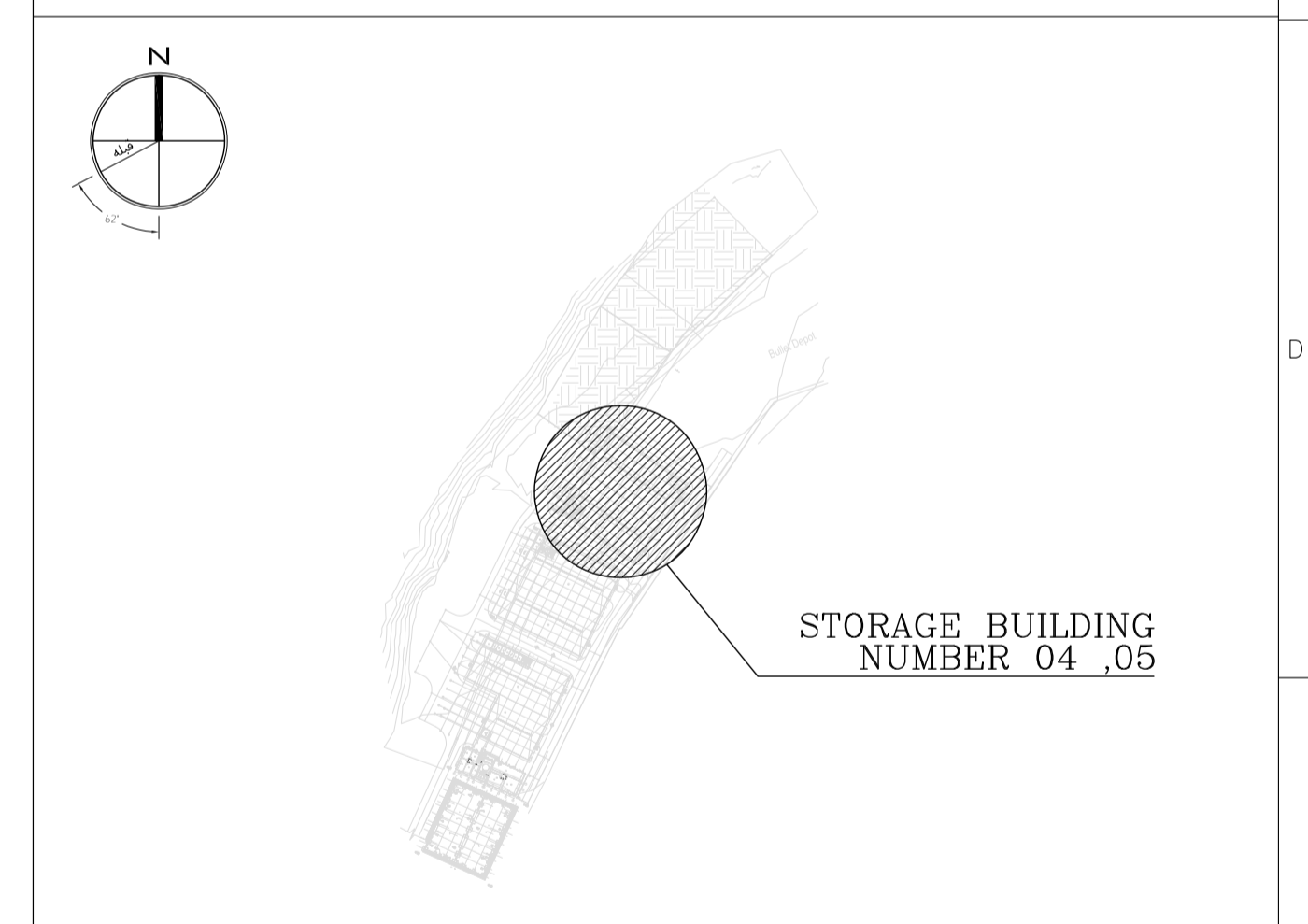
**NOTES**

1. ALL DIMENSIONS ARE IN CENTIMETER & ALL ELEVATIONS ARE IN METER.
2. ALL DIMENSIONS AND ELEVATIONS SHALL BE CHECKED BY THE CONTRACTOR PRIOR TO CONSTRUCTION.
3. F.F.L. IN ARCHITECTURAL DOCUMENT IS EQUALS TO 2518.40
4. CONTRACTOR SHALL COMPARE ALL ARCHITECTURAL, MECHANICAL, ELECTRICAL, PIPING AND STRUCTURAL DRAWINGS AND IN CASE OF ANY CONFLICTS OR DISCREPANCY, INFORM THE ENGINEER.
5. ALL OPENINGS FOR PIPING/CABLING SHALL BE CONSIDERED AS PER RELATED DRAWINGS BEFORE CONSTRUCTION.

**LEGEND**

- AREA NAME :
- |                      |                   |
|----------------------|-------------------|
| ① WAREHOUSE          | ⑥ LOUNGE ROOM     |
| ② ENTRANCE           | ⑦ SUPERVISOR ROOM |
| ③ PANTRY             | ⑧ W.C             |
| ④ MANAGER ROOM       | ⑨ LOCKER & SHOWER |
| ⑤ PAYMENT ORDER ROOM | ⑩ PRAYER ROOM     |

**KEY PLAN**



REV.	DATE	DESCRIPTION	PREPARED	CHECKED	APPROVED	AUTHORIZED
04	02.02.2023	ISSUED FOR CONSTRUCTION	M.M&M.KH	M.AHMADI	H.NOROZI	-
03	22.01.2023	ISSUED FOR APPROVAL	M.M&M.KH	M.AHMADI	H.NOROZI	-
02	17.12.2022	ISSUED FOR APPROVAL	M.M&M.KH	M.AHMADI	H.NOROZI	-
01	29.10.2022	ISSUED FOR APPROVAL	M.M&M.KH	M.AHMADI	H.NOROZI	-
00	10.04.2022	ISSUED FOR REVIEW AND COMMENT	M.M&M.KH	M.AHMADI	H.NOROZI	-

Client: **NICICO**  
NATIONAL IRANIAN COPPER INDUSTRIES Co.

Contractor: **Shargan**  
Consultant Engineers

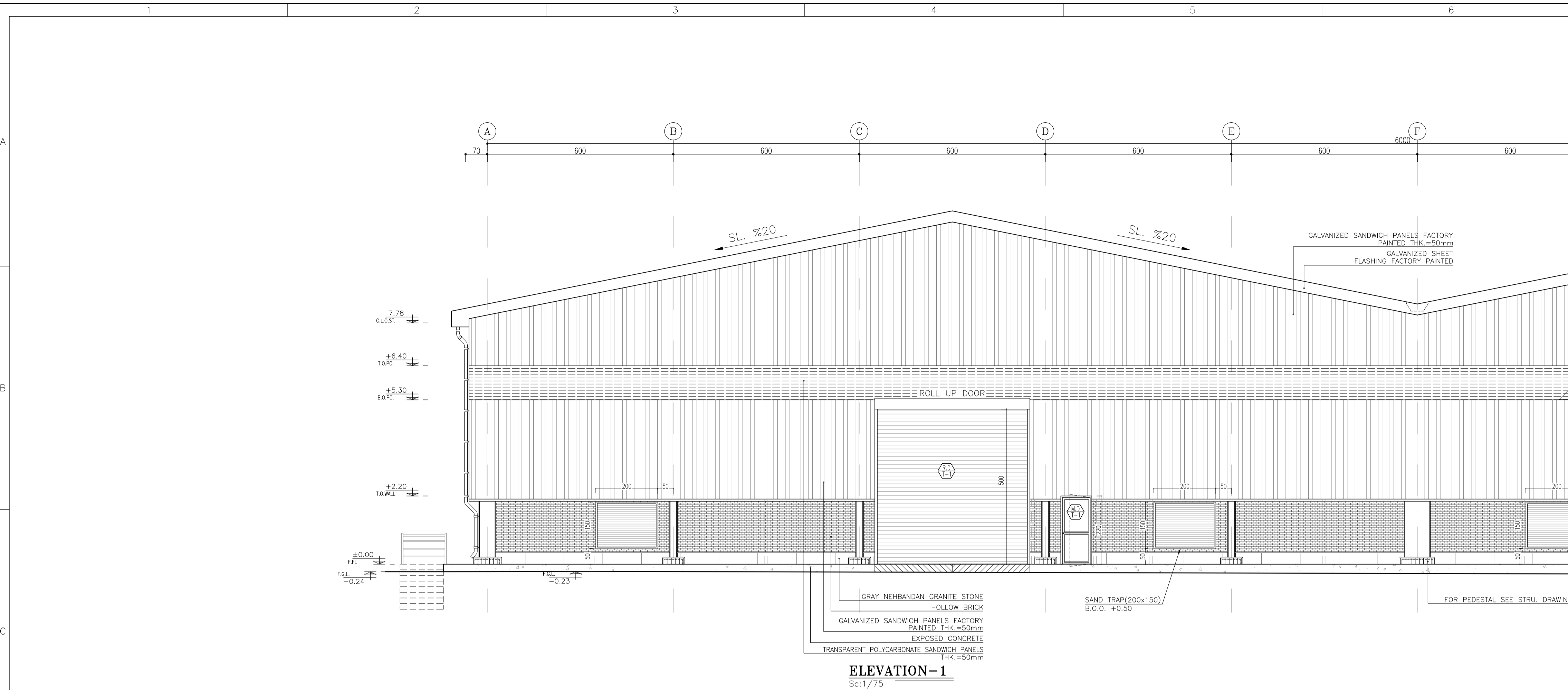
Consultant: **mobina**  
Mobina Engineering Co.

Contractor: **NIPEC**

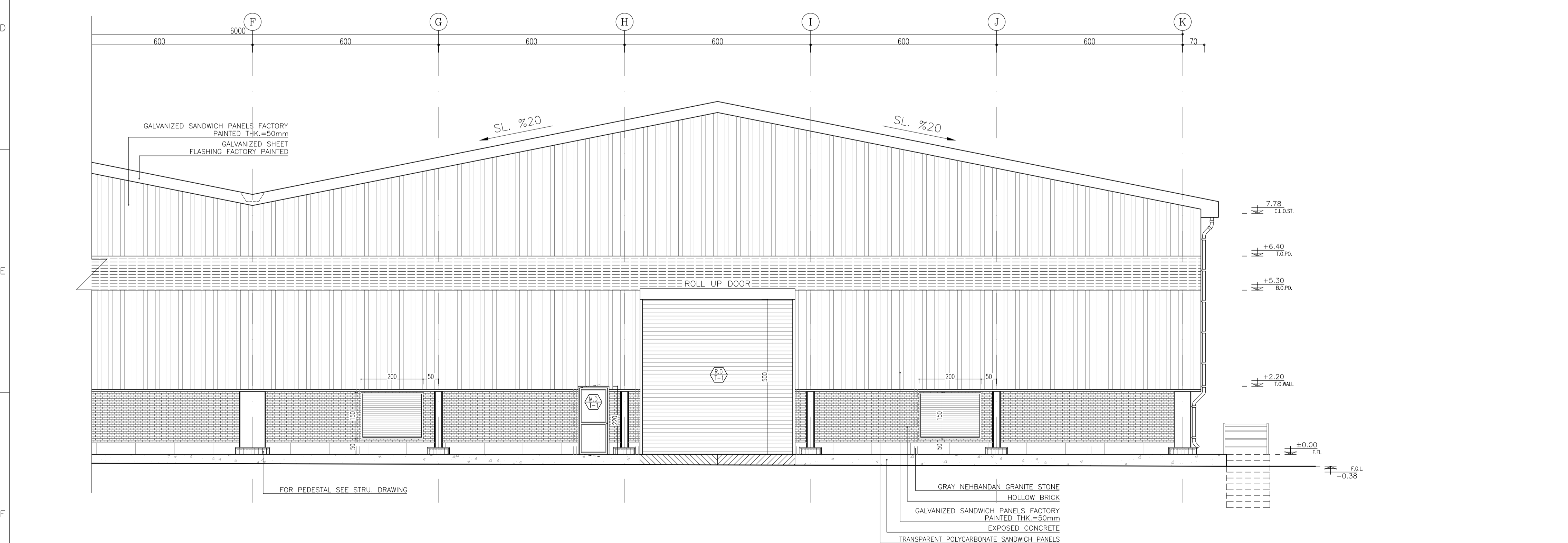
Project: **Sarcheshmeh Copper Concentrator Expansion Plant (Phase.3)**

Title: **ARCHITECTURAL DETAIL DESIGN FOR SARCHESHMEH WAREHOUSE 4-5**

Document Number:	DATE	SIZE	SCALE	SHEET NO.	REV.
12003-D-AR-DWG-312-WHS-003	02.02.2023	A1	AS SHOWN	6 OF 24	04 04



**ELEVATION-1**  
Sc:1/75



**ELEVATION-1**  
Sc:1/75

**REFERENCE**

REFERENCE. TITLE	REFERENCE. No.
FOUNDATION DRAWING	12003-D-ST-DWG-312-WHS-005
STRUCTURE DRAWING	12003-D-ST-DWG-312-WHS-006

**NOTES**

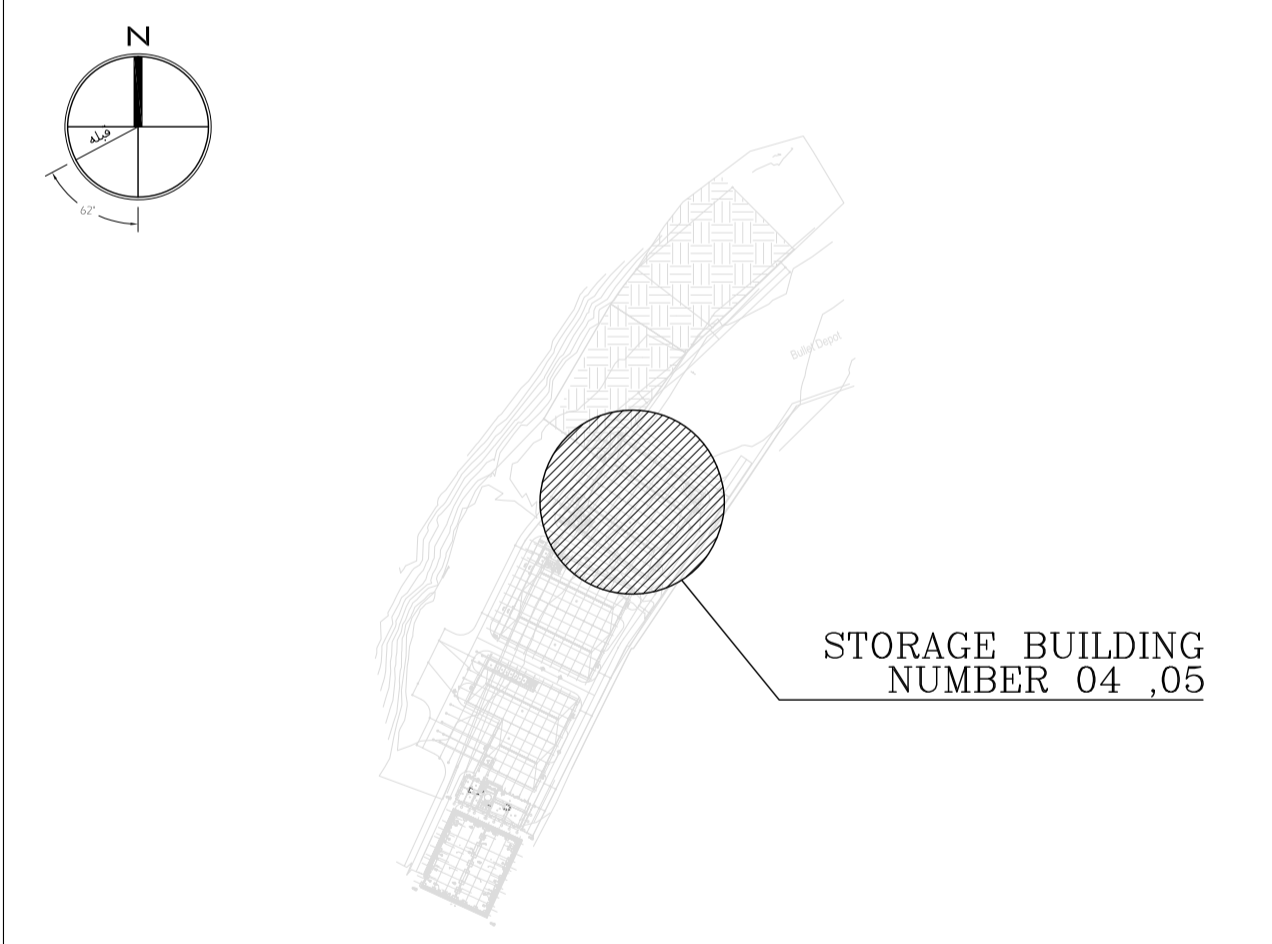
1. ALL DIMENSIONS ARE IN CENTIMETER & ALL ELEVATIONS ARE IN METER.
2. ALL DIMENSIONS AND ELEVATIONS SHALL BE CHECKED BY THE CONTRACTOR PRIOR TO CONSTRUCTION.
3. F.F.L. IN ARCHITECTURAL DOCUMENT IS EQUALS TO 2518.40
4. CONTRACTOR SHALL COMPARE ALL ARCHITECTURAL, MECHANICAL, ELECTRICAL, PIPING AND STRUCTURAL DRAWINGS AND IN CASE OF ANY CONFLICTS OR DISCREPANCY, INFORM THE ENGINEER.
5. ALL OPENINGS FOR PIPING/CABLING SHALL BE CONSIDERED AS PER RELATED DRAWINGS BEFORE CONSTRUCTION.

**LEGEND**

**AREA NAME :**

- |                      |                   |
|----------------------|-------------------|
| ① WAREHOUSE          | ⑥ LOUNGE ROOM     |
| ② ENTRANCE           | ⑦ SUPERVISOR ROOM |
| ③ PANTRY             | ⑧ W.C             |
| ④ MANAGER ROOM       | ⑨ LOCKER & SHOWER |
| ⑤ PAYMENT ORDER ROOM | ⑩ PRAYER ROOM     |

**KEY PLAN**



REV.	DATE	DESCRIPTION	PREPARED	CHECKED	APPROVED	AUTHORIZED
04	02.02.2023	ISSUED FOR CONSTRUCTION	M.M&M.KH	M.AHMADI	H.NOROUZI	-
03	22.01.2023	ISSUED FOR APPROVAL	M.M&M.KH	M.AHMADI	H.NOROUZI	-
02	17.12.2022	ISSUED FOR APPROVAL	M.M&M.KH	M.AHMADI	H.NOROUZI	-
01	29.10.2022	ISSUED FOR APPROVAL	M.M&M.KH	M.AHMADI	H.NOROUZI	-
00	10.04.2022	ISSUED FOR REVIEW AND COMMENT	M.M&M.KH	M.AHMADI	H.NOROUZI	-

Client: **NICICO NATIONAL IRANIAN COPPER INDUSTRIES Co.**

Contractor: **Shargan Consultant Engineers**

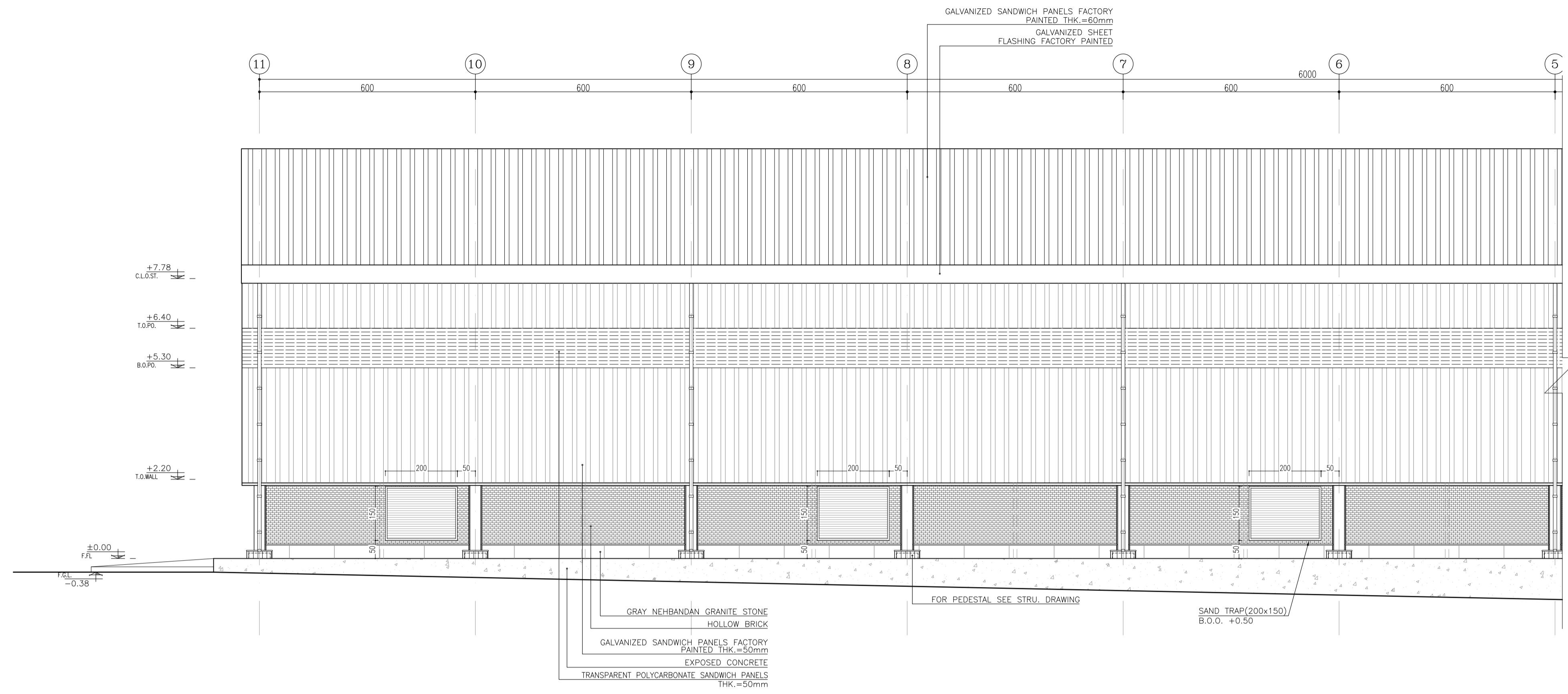
Consultant: **Mobina Engineering Co.**

Contractor: **NIPEC**

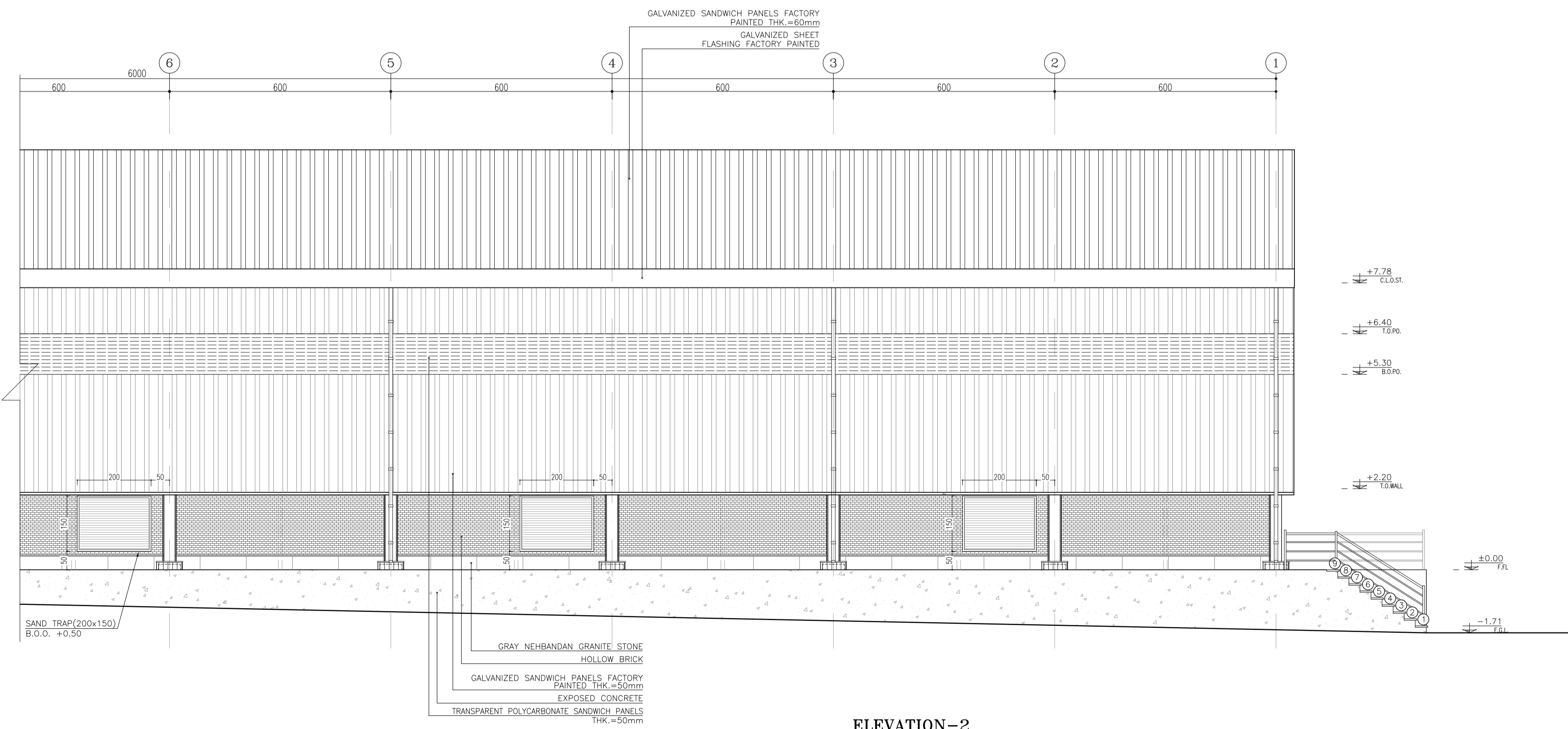
Project: **Sarcheshmeh Copper Concentrator Expansion Plant (Phase.3)**

Title: **ARCHITECTURAL DETAIL DESIGN FOR SARCHESHMEH WAREHOUSE 4-5**

Document Number:	DATE	SIZE	SCALE	SHEET NO.	REV.
12003-D-AR-DWG-312-WHS-003	02.02.2023	A1	AS SHOWN	7 OF 24	04 04



**ELEVATION-2**  
Sc:1/75



**ELEVATION-2**  
Sc:1/75

**REFERENCE**

REFERENCE. TITLE	REFERENCE. No.
FOUNDATION DRAWING	12003-D-ST-DWG-312-WHS-005
STRUCTURE DRAWING	12003-D-ST-DWG-312-WHS-006

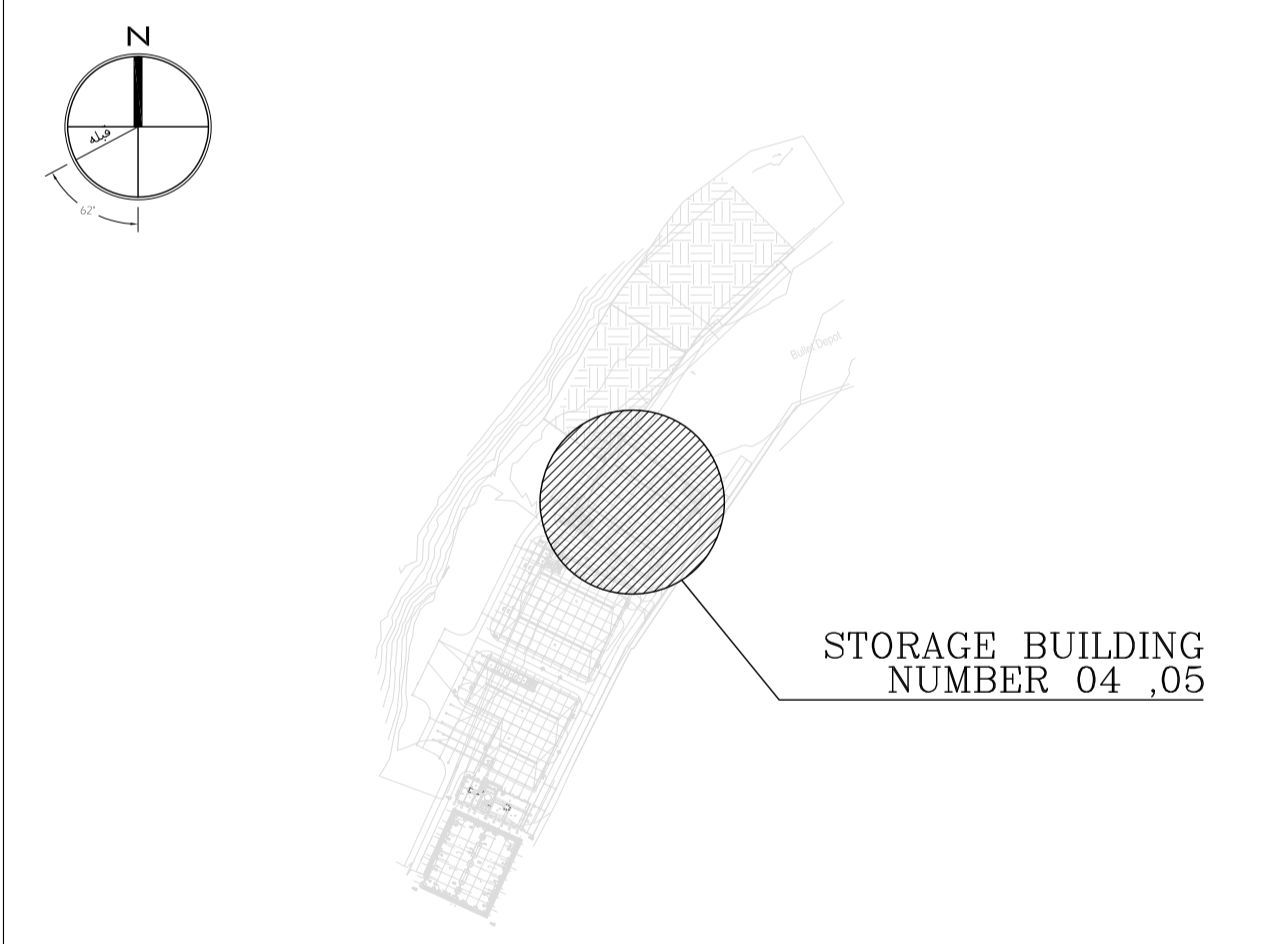
**NOTES**

1. ALL DIMENSIONS ARE IN CENTIMETER & ALL ELEVATIONS ARE IN METER.
2. ALL DIMENSIONS AND ELEVATIONS SHALL BE CHECKED BY THE CONTRACTOR PRIOR TO CONSTRUCTION.
3. F.F.L. IN ARCHITECTURAL DOCUMENT IS EQUALS TO 2518.40
4. CONTRACTOR SHALL COMPARE ALL ARCHITECTURAL, MECHANICAL, ELECTRICAL, PIPING AND STRUCTURAL DRAWINGS AND IN CASE OF ANY CONFLICTS OR DISCREPANCY, INFORM THE ENGINEER.
5. ALL OPENINGS FOR PIPING/CABLING SHALL BE CONSIDERED AS PER RELATED DRAWINGS BEFORE CONSTRUCTION.

**LEGEND**

- AREA NAME :
- |                      |                   |
|----------------------|-------------------|
| ① WAREHOUSE          | ⑥ LOUNGE ROOM     |
| ② ENTRANCE           | ⑦ SUPERVISOR ROOM |
| ③ PANTRY             | ⑧ W.C             |
| ④ MANAGER ROOM       | ⑨ LOCKER & SHOWER |
| ⑤ PAYMENT ORDER ROOM | ⑩ PRAYER ROOM     |

**KEY PLAN**



REV.	DATE	DESCRIPTION	PREPARED	CHECKED	APPROVED	AUTHORIZED
04	02.02.2023	ISSUED FOR CONSTRUCTION	M.MA&M.KH	M.AHMADI	H.NOROUZI	-
03	22.01.2023	ISSUED FOR APPROVAL	M.MA&M.KH	M.AHMADI	H.NOROUZI	-
02	17.12.2022	ISSUED FOR APPROVAL	M.MA&M.KH	M.AHMADI	H.NOROUZI	-
01	29.10.2022	ISSUED FOR APPROVAL	M.MA&M.KH	M.AHMADI	H.NOROUZI	-
00	10.04.2022	ISSUED FOR REVIEW AND COMMENT	M.MA&M.KH	M.AHMADI	H.NOROUZI	-

Client: **NICICO NATIONAL IRANIAN COPPER INDUSTRIES Co.**

Contractor: **Shargan Consultant Engineers**

Consultant: **mobina Mobina Engineering Co.**

Contractor: **NIPEC**

Project: **Sarcheshmeh Copper Concentrator Expansion Plant (Phase.3)**

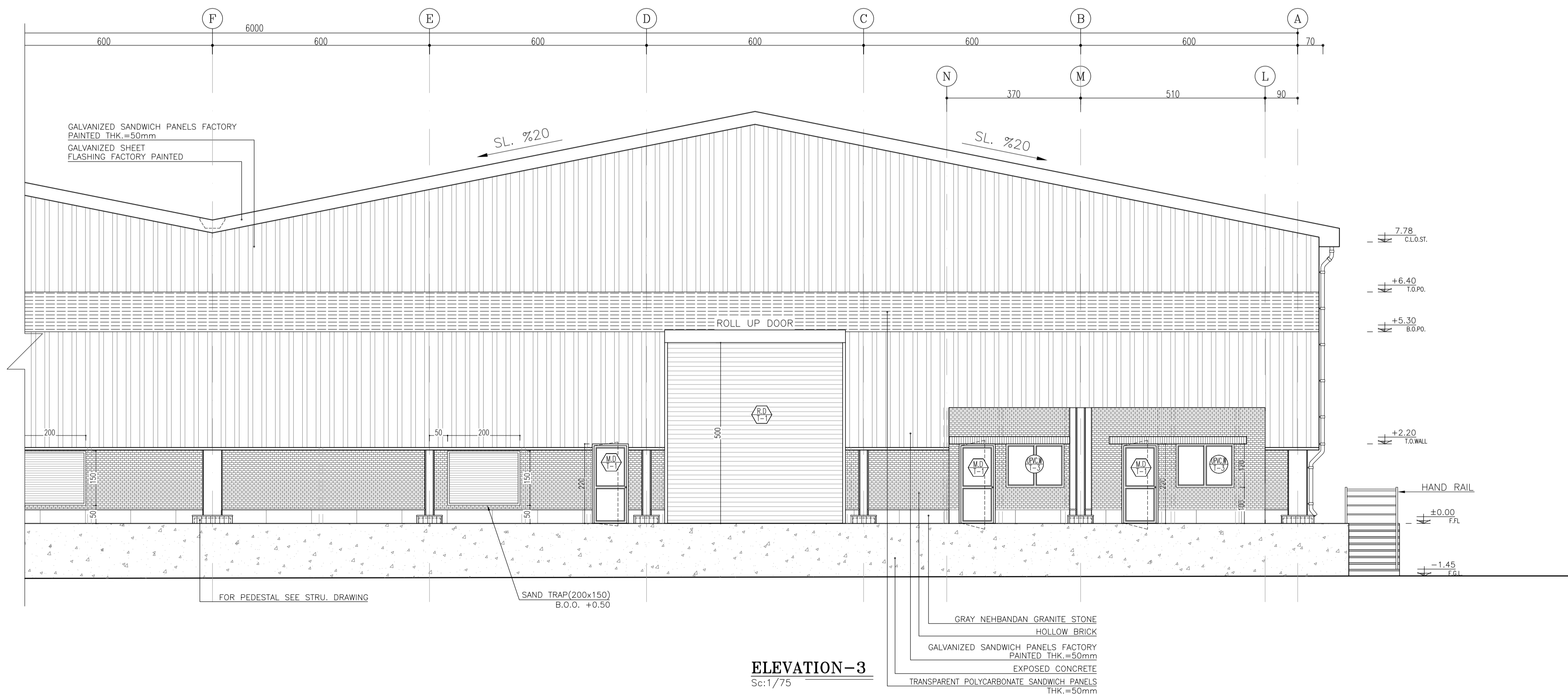
Title: **ARCHITECTURAL DETAIL DESIGN FOR SARCHESHMEH WAREHOUSE 4-5**

Document Number:	DATE	SIZE	SCALE	SHEET NO.	REV.
12003-D-AR-DWG-312-WHS-003	02.02.2023	A1	AS SHOWN	8 OF 24	04 04





**ELEVATION-3**  
Sc:1/75



**ELEVATION-3**  
Sc:1/75

**REFERENCE**

REFERENCE. TITLE	REFERENCE. No.
FOUNDATION DRAWING	12003-D-ST-DWG-312-WHS-005
STRUCTURE DRAWING	12003-D-ST-DWG-312-WHS-006

**NOTES**

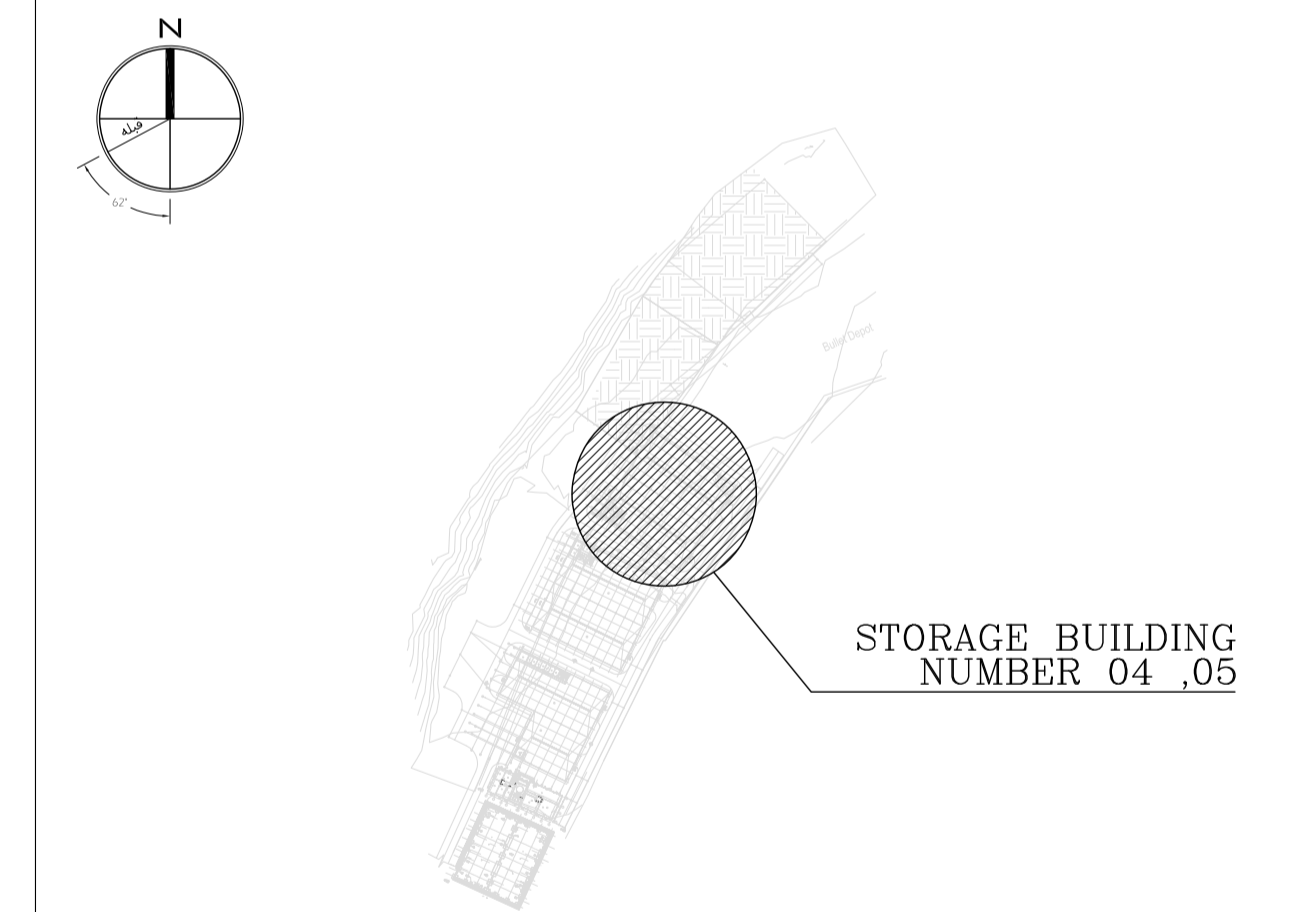
1. ALL DIMENSIONS ARE IN CENTIMETER & ALL ELEVATIONS ARE IN METER.
2. ALL DIMENSIONS AND ELEVATIONS SHALL BE CHECKED BY THE CONTRACTOR PRIOR TO CONSTRUCTION.
3. F.F.L. IN ARCHITECTURAL DOCUMENT IS EQUALS TO 2518.40
4. CONTRACTOR SHALL COMPARE ALL ARCHITECTURAL, MECHANICAL, ELECTRICAL, PIPING AND STRUCTURAL DRAWINGS AND IN CASE OF ANY CONFLICTS OR DISCREPANCY, INFORM THE ENGINEER.
5. ALL OPENINGS FOR PIPING/CABLING SHALL BE CONSIDERED AS PER RELATED DRAWINGS BEFORE CONSTRUCTION.

**LEGEND**

AREA NAME :

- |                      |                   |
|----------------------|-------------------|
| ① WAREHOUSE          | ⑥ LOUNGE ROOM     |
| ② ENTRANCE           | ⑦ SUPERVISOR ROOM |
| ③ PANTRY             | ⑧ W.C             |
| ④ MANAGER ROOM       | ⑨ LOCKER & SHOWER |
| ⑤ PAYMENT ORDER ROOM | ⑩ PRAYER ROOM     |

**KEY PLAN**



REV.	DATE	DESCRIPTION	PREPARED	CHECKED	APPROVED	AUTHORIZED
04	02.02.2023	ISSUED FOR CONSTRUCTION	M.M&M.KH	M.AHMADI	H.NOROUZI	-
03	22.01.2023	ISSUED FOR APPROVAL	M.M&M.KH	M.AHMADI	H.NOROUZI	-
02	17.12.2022	ISSUED FOR APPROVAL	M.M&M.KH	M.AHMADI	H.NOROUZI	-
01	29.10.2022	ISSUED FOR APPROVAL	M.M&M.KH	M.AHMADI	H.NOROUZI	-
00	10.04.2022	ISSUED FOR REVIEW AND COMMENT	M.M&M.KH	M.AHMADI	H.NOROUZI	-

Client: **NICICO**  
NATIONAL IRANIAN  
COPPER INDUSTRIES Co.

Contractor: **Shargan**  
Consultant Engineers

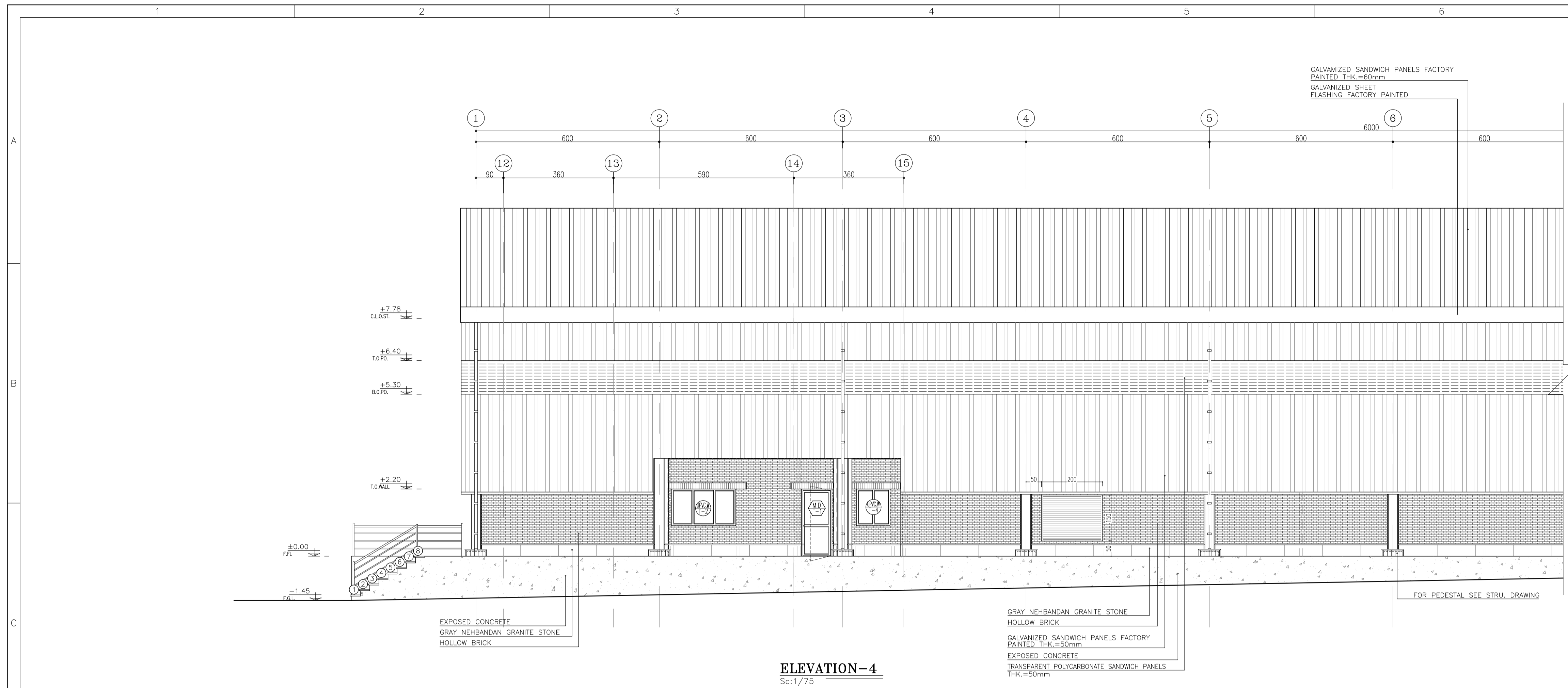
Consultant: **mobina**  
Mobina Engineering Co.

Contractor: **NIPEC**

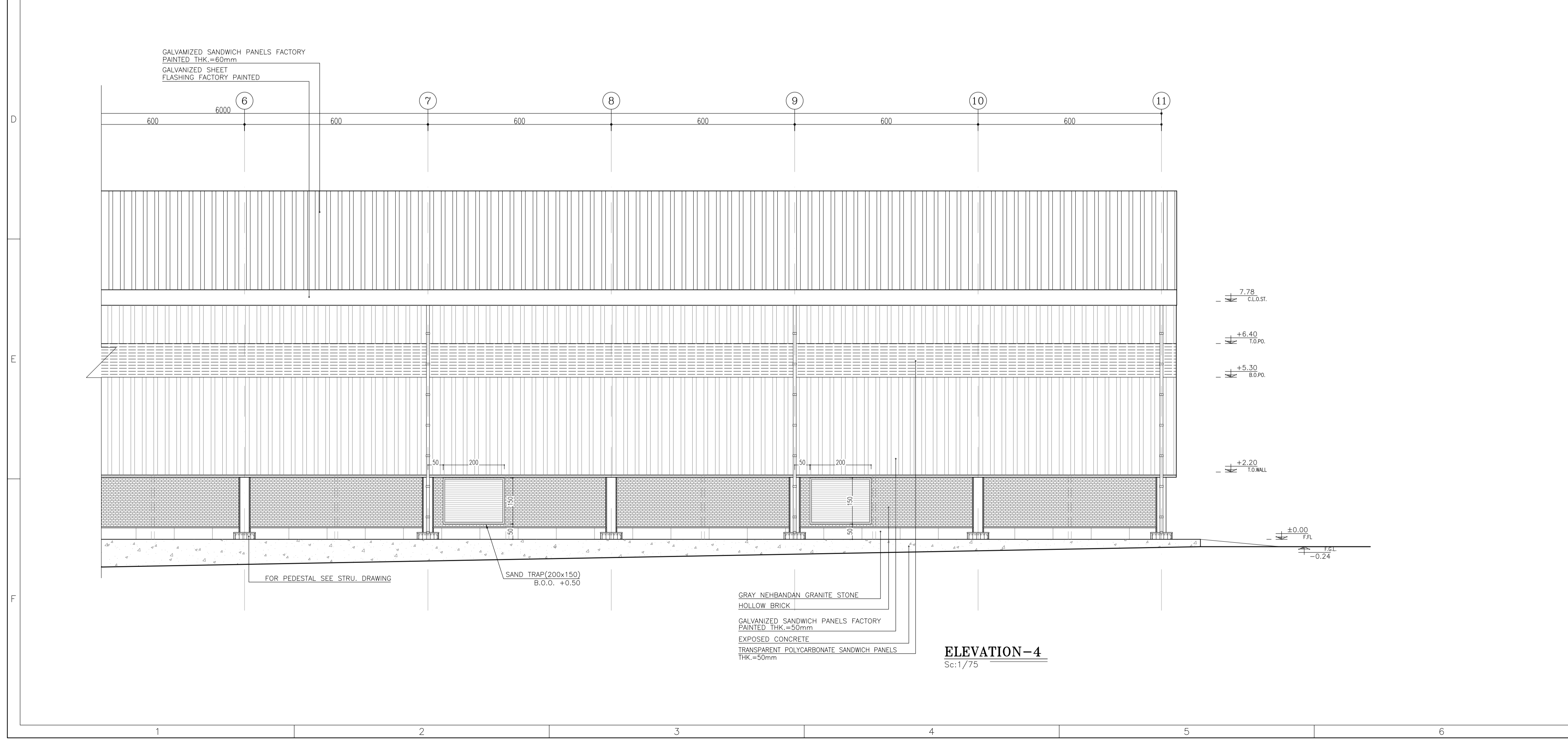
Project: **Sarcheshmeh Copper Concentrator Expansion Plant (Phase.3)**

Title: **ARCHITECTURAL DETAIL DESIGN FOR SARCHESHMEH WAREHOUSE 4-5**

Document Number:	DATE	SIZE	SCALE	SHEET NO.	REV.
12003-D-AR-DWG-312-WHS-003	02.02.2023	A1	AS SHOWN	9 OF 24	04 04



**ELEVATION-4**  
Sc:1/75

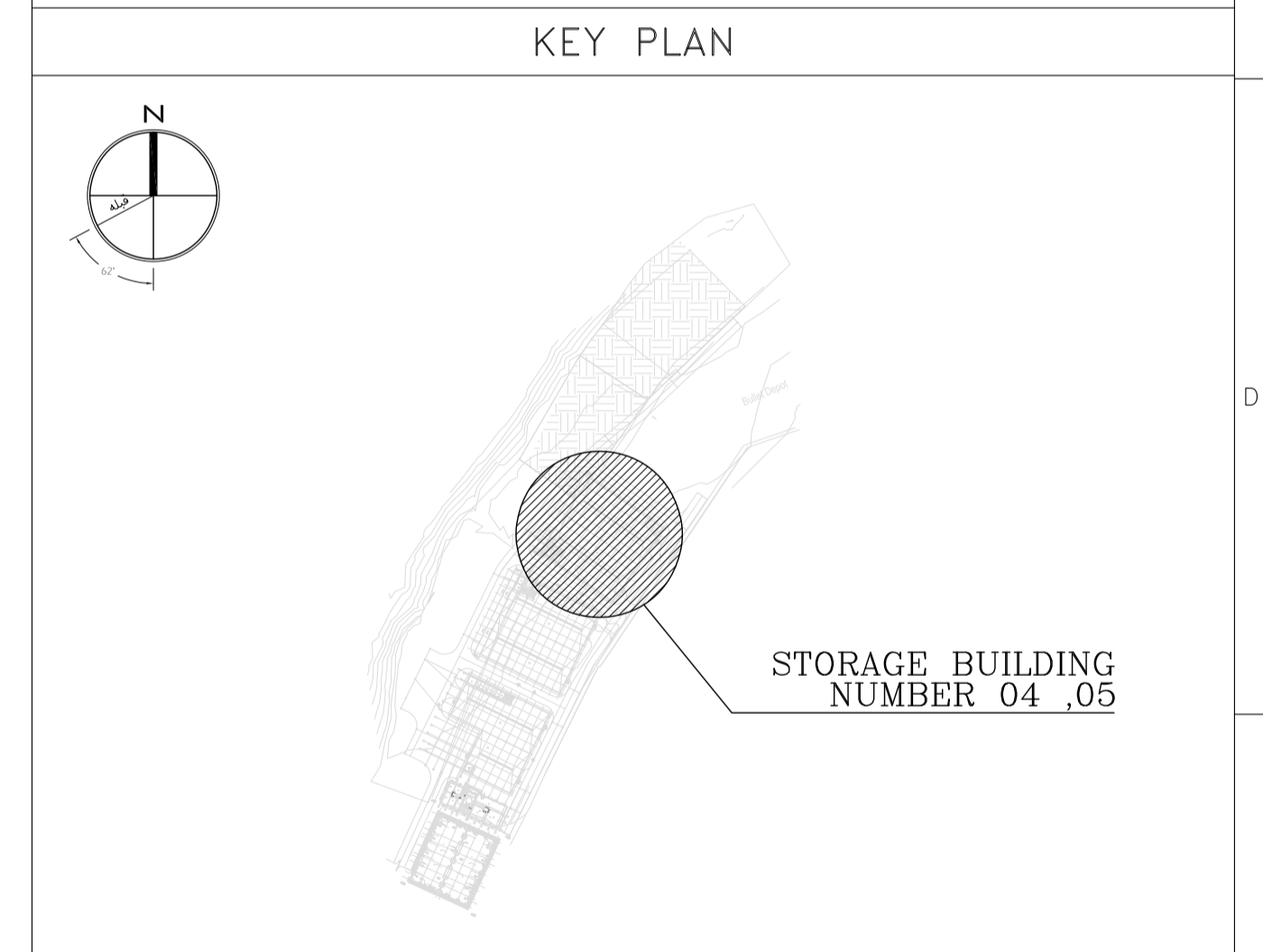


**ELEVATION-4**  
Sc:1/75

REFERENCE	
REFERENCE. TITLE	REFERENCE. No.
FOUNDATION DRAWING	12003-D-ST-DWG-312-WHS-005
STRUCTURE DRAWING	12003-D-ST-DWG-312-WHS-006

- NOTES**
1. ALL DIMENSIONS ARE IN CENTIMETER & ALL ELEVATIONS ARE IN METER.
  2. ALL DIMENSIONS AND ELEVATIONS SHALL BE CHECKED BY THE CONTRACTOR PRIOR TO CONSTRUCTION.
  3. F.F.L. IN ARCHITECTURAL DOCUMENT IS EQUALS TO 2518.40
  4. CONTRACTOR SHALL COMPARE ALL ARCHITECTURAL, MECHANICAL, ELECTRICAL, PIPING AND STRUCTURAL DRAWINGS AND IN CASE OF ANY CONFLICTS OR DISCREPANCY, INFORM THE ENGINEER.
  5. ALL OPENINGS FOR PIPING/CABLING SHALL BE CONSIDERED AS PER RELATED DRAWINGS BEFORE CONSTRUCTION.

- LEGEND**
- AREA NAME :
- |                      |                   |
|----------------------|-------------------|
| ① WAREHOUSE          | ⑥ LOUNGE ROOM     |
| ② ENTRANCE           | ⑦ SUPERVISOR ROOM |
| ③ PANTRY             | ⑧ W.C             |
| ④ MANAGER ROOM       | ⑨ LOCKER & SHOWER |
| ⑤ PAYMENT ORDER ROOM | ⑩ PRAYER ROOM     |



REV.	DATE	DESCRIPTION	PREPARED	CHECKED	APPROVED	AUTHORIZED
04	02.02.2023	ISSUED FOR CONSTRUCTION	M.M&M.KH	M.AHMADI	H.NOROUZI	-
03	22.01.2023	ISSUED FOR APPROVAL	M.M&M.KH	M.AHMADI	H.NOROUZI	-
02	17.12.2022	ISSUED FOR APPROVAL	M.M&M.KH	M.AHMADI	H.NOROUZI	-
01	29.10.2022	ISSUED FOR APPROVAL	M.M&M.KH	M.AHMADI	H.NOROUZI	-
00	10.04.2022	ISSUED FOR REVIEW AND COMMENT	M.M&M.KH	M.AHMADI	H.NOROUZI	-

Client: **NICICO**  
NATIONAL IRANIAN  
COPPER INDUSTRIES Co.

Contractor: **Shargan**  
Consultant Engineers

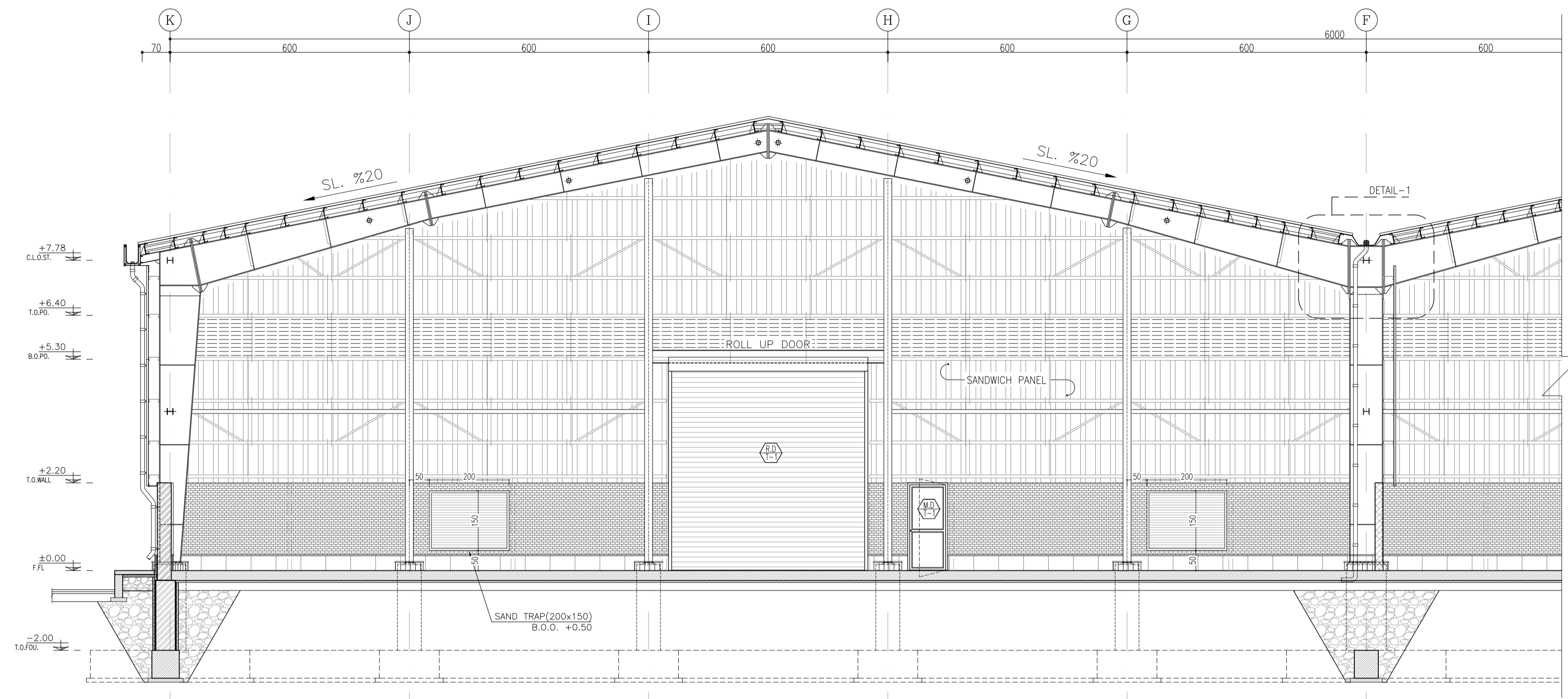
Consultant: **mobina**  
Mobina Engineering Co.

Contractor: **NIPEC**

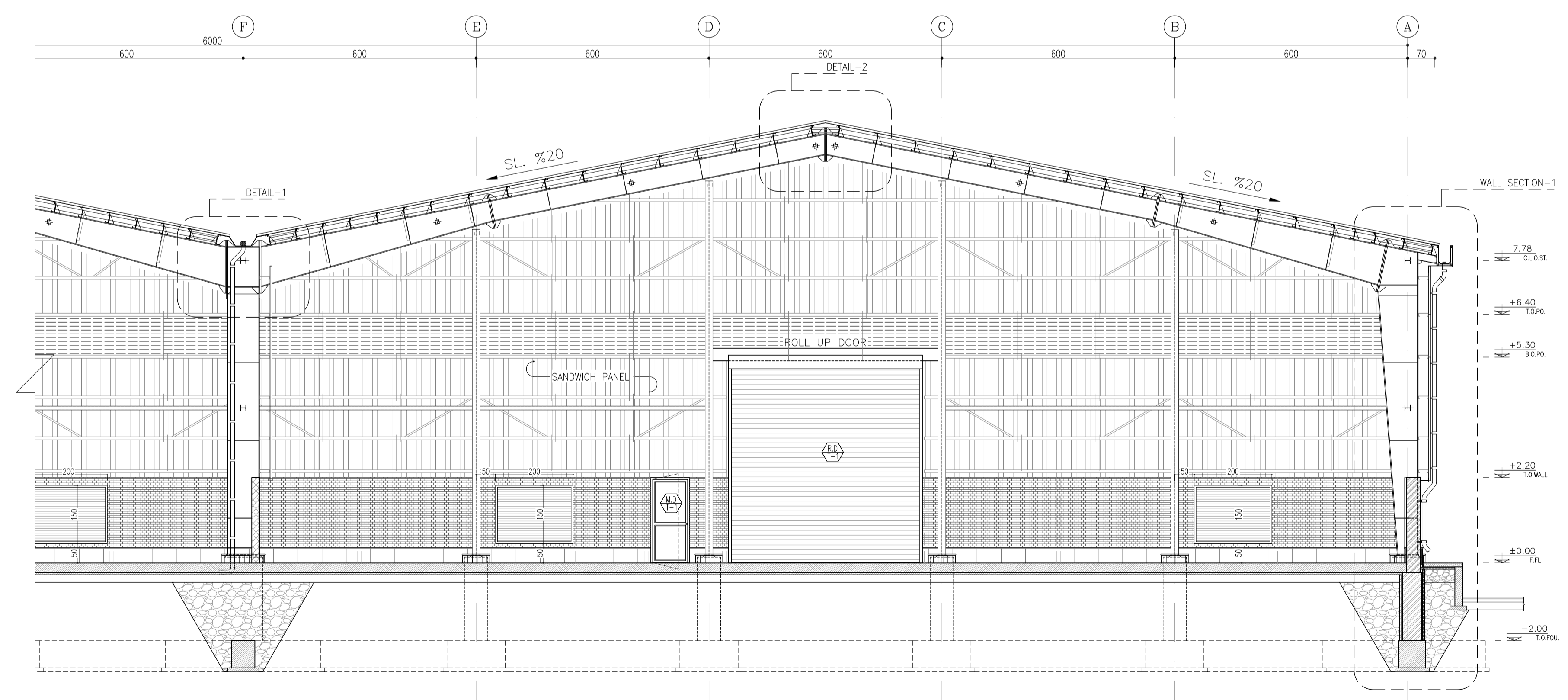
Project: **Sarcheshmeh Copper Concentrator Expansion Plant (Phase.3)**

Title: **ARCHITECTURAL DETAIL DESIGN FOR  
SARCHESHMEH WAREHOUSE 4-5**

Document Number:	DATE	SIZE	SCALE	SHEET NO.	REV.
12003-D-AR-DWG-312-WHS-003	02.02.2023	A1	AS SHOWN	10 OF 24	04 04



**SECTION A-A**  
Sc:1/75



**SECTION A-A**  
Sc:1/75

**REFERENCE**

REFERENCE. TITLE	REFERENCE. No.
FOUNDATION DRAWING	12003-D-ST-DWG-312-WHS-005
STRUCTURE DRAWING	12003-D-ST-DWG-312-WHS-006

**NOTES**

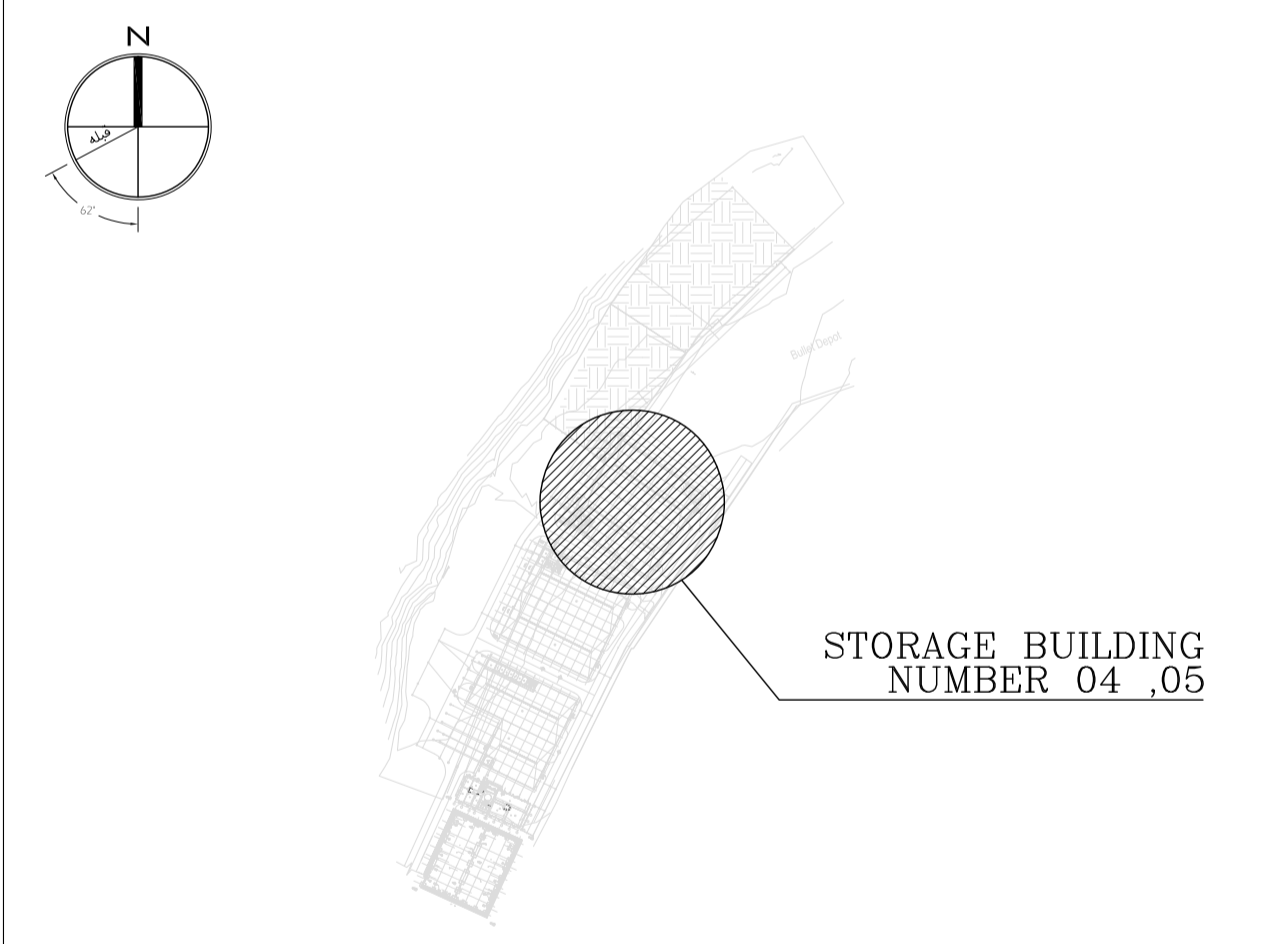
1. ALL DIMENSIONS ARE IN CENTIMETER & ALL ELEVATIONS ARE IN METER.
2. ALL DIMENSIONS AND ELEVATIONS SHALL BE CHECKED BY THE CONTRACTOR PRIOR TO CONSTRUCTION.
3. F.F.L. IN ARCHITECTURAL DOCUMENT IS EQUALS TO 2518.40
4. CONTRACTOR SHALL COMPARE ALL ARCHITECTURAL, MECHANICAL, ELECTRICAL, PIPING AND STRUCTURAL DRAWINGS AND IN CASE OF ANY CONFLICTS OR DISCREPANCY, INFORM THE ENGINEER.
5. ALL OPENINGS FOR PIPING/CABLING SHALL BE CONSIDERED AS PER RELATED DRAWINGS BEFORE CONSTRUCTION.

**LEGEND**

AREA NAME :

- |                      |                   |
|----------------------|-------------------|
| ① WAREHOUSE          | ⑥ LOUNGE ROOM     |
| ② ENTRANCE           | ⑦ SUPERVISOR ROOM |
| ③ PANTRY             | ⑧ W.C             |
| ④ MANAGER ROOM       | ⑨ LOCKER & SHOWER |
| ⑤ PAYMENT ORDER ROOM | ⑩ PRAYER ROOM     |

**KEY PLAN**



REV.	DATE	DESCRIPTION	PREPARED	CHECKED	APPROVED	AUTHORIZED
04	02.02.2023	ISSUED FOR CONSTRUCTION	M.M&M.KH	M.AHMADI	H.NOROUZI	-
03	22.01.2023	ISSUED FOR APPROVAL	M.M&M.KH	M.AHMADI	H.NOROUZI	-
02	17.12.2022	ISSUED FOR APPROVAL	M.M&M.KH	M.AHMADI	H.NOROUZI	-
01	29.10.2022	ISSUED FOR APPROVAL	M.M&M.KH	M.AHMADI	H.NOROUZI	-
00	10.04.2022	ISSUED FOR REVIEW AND COMMENT	M.M&M.KH	M.AHMADI	H.NOROUZI	-

Client: **NICICO**  
NATIONAL IRANIAN  
COPPER INDUSTRIES Co.

Contractor: **Shargan**  
Consultant Engineers

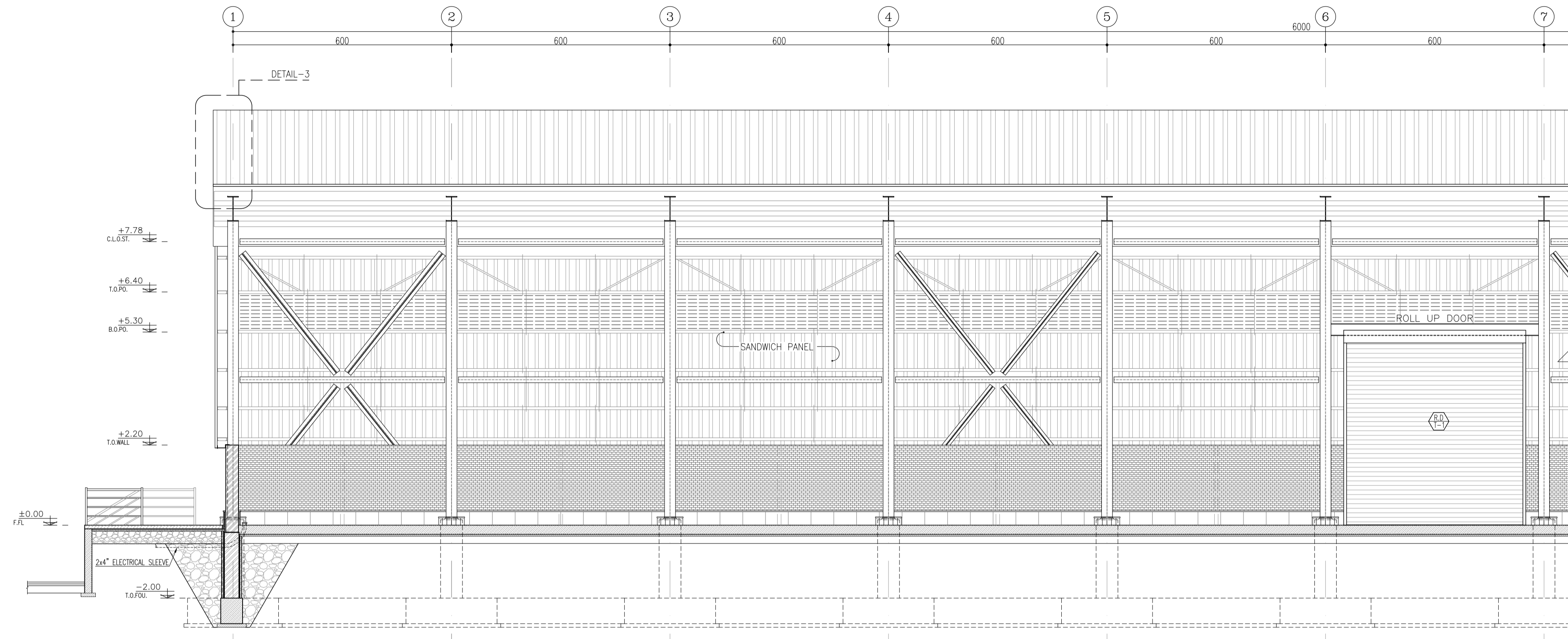
Consultant: **mobina**  
Mobina Engineering Co.

Contractor: **NIPEC**

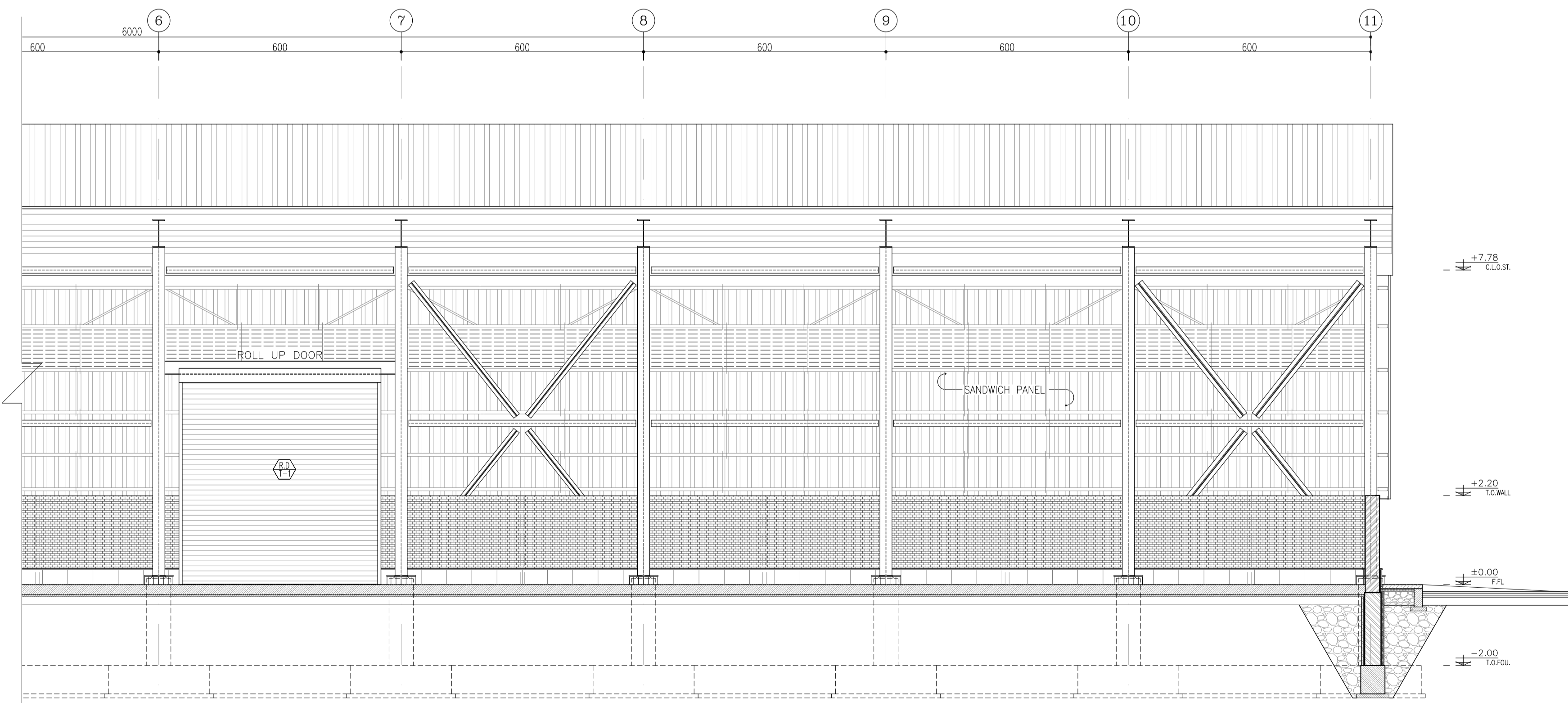
Project: **Sarcheshmeh Copper Concentrator Expansion Plant (Phase.3)**

Title: **ARCHITECTURAL DETAIL DESIGN FOR SARCHESHMEH WAREHOUSE 4-5**

Document Number:	DATE	SIZE	SCALE	SHEET NO.	REV.
12003-D-AR-DWG-312-WHS-003	02.02.2023	A1	AS SHOWN	11 OF 24	04 04



**SECTION B-B**  
Sc:1/75



**SECTION B-B**  
Sc:1/75

**REFERENCE**

REFERENCE. TITLE	REFERENCE. No.
FOUNDATION DRAWING	12003-D-ST-DWG-312-WHS-005
STRUCTURE DRAWING	12003-D-ST-DWG-312-WHS-006

**NOTES**

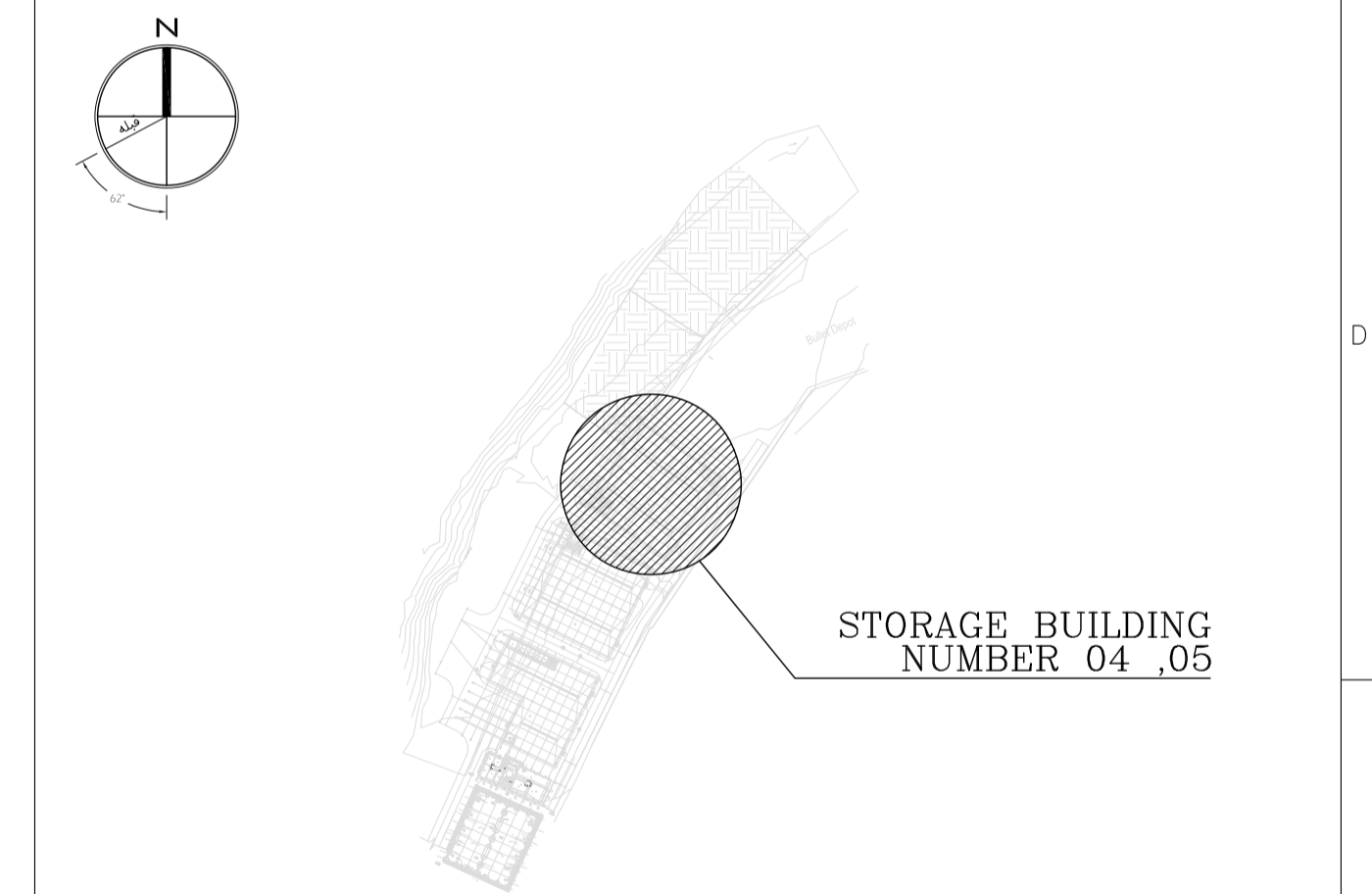
1. ALL DIMENSIONS ARE IN CENTIMETER & ALL ELEVATIONS ARE IN METER.
2. ALL DIMENSIONS AND ELEVATIONS SHALL BE CHECKED BY THE CONTRACTOR PRIOR TO CONSTRUCTION.
3. F.F.L. IN ARCHITECTURAL DOCUMENT IS EQUALS TO 2518.40
4. CONTRACTOR SHALL COMPARE ALL ARCHITECTURAL, MECHANICAL, ELECTRICAL, PIPING AND STRUCTURAL DRAWINGS AND IN CASE OF ANY CONFLICTS OR DISCREPANCY, INFORM THE ENGINEER.
5. ALL OPENINGS FOR PIPING/CABLING SHALL BE CONSIDERED AS PER RELATED DRAWINGS BEFORE CONSTRUCTION.

**LEGEND**

AREA NAME :

- |                      |                   |
|----------------------|-------------------|
| ① WAREHOUSE          | ⑥ LOUNGE ROOM     |
| ② ENTRANCE           | ⑦ SUPERVISOR ROOM |
| ③ PANTRY             | ⑧ W.C             |
| ④ MANAGER ROOM       | ⑨ LOCKER & SHOWER |
| ⑤ PAYMENT ORDER ROOM | ⑩ PRAYER ROOM     |

**KEY PLAN**



REV.	DATE	DESCRIPTION	PREPARED	CHECKED	APPROVED	AUTHORIZED
04	02.02.2023	ISSUED FOR CONSTRUCTION	M.MA&M.KH	M.AHMADI	H.NOROZI	-
03	22.01.2023	ISSUED FOR APPROVAL	M.MA&M.KH	M.AHMADI	H.NOROZI	-
02	17.12.2022	ISSUED FOR APPROVAL	M.MA&M.KH	M.AHMADI	H.NOROZI	-
01	29.10.2022	ISSUED FOR APPROVAL	M.MA&M.KH	M.AHMADI	H.NOROZI	-
00	10.04.2022	ISSUED FOR REVIEW AND COMMENT	M.MA&M.KH	M.AHMADI	H.NOROZI	-

Client: **NICICO**  
NATIONAL IRANIAN  
COPPER INDUSTRIES Co.

Contractor: **Shargan**  
Consultant Engineers

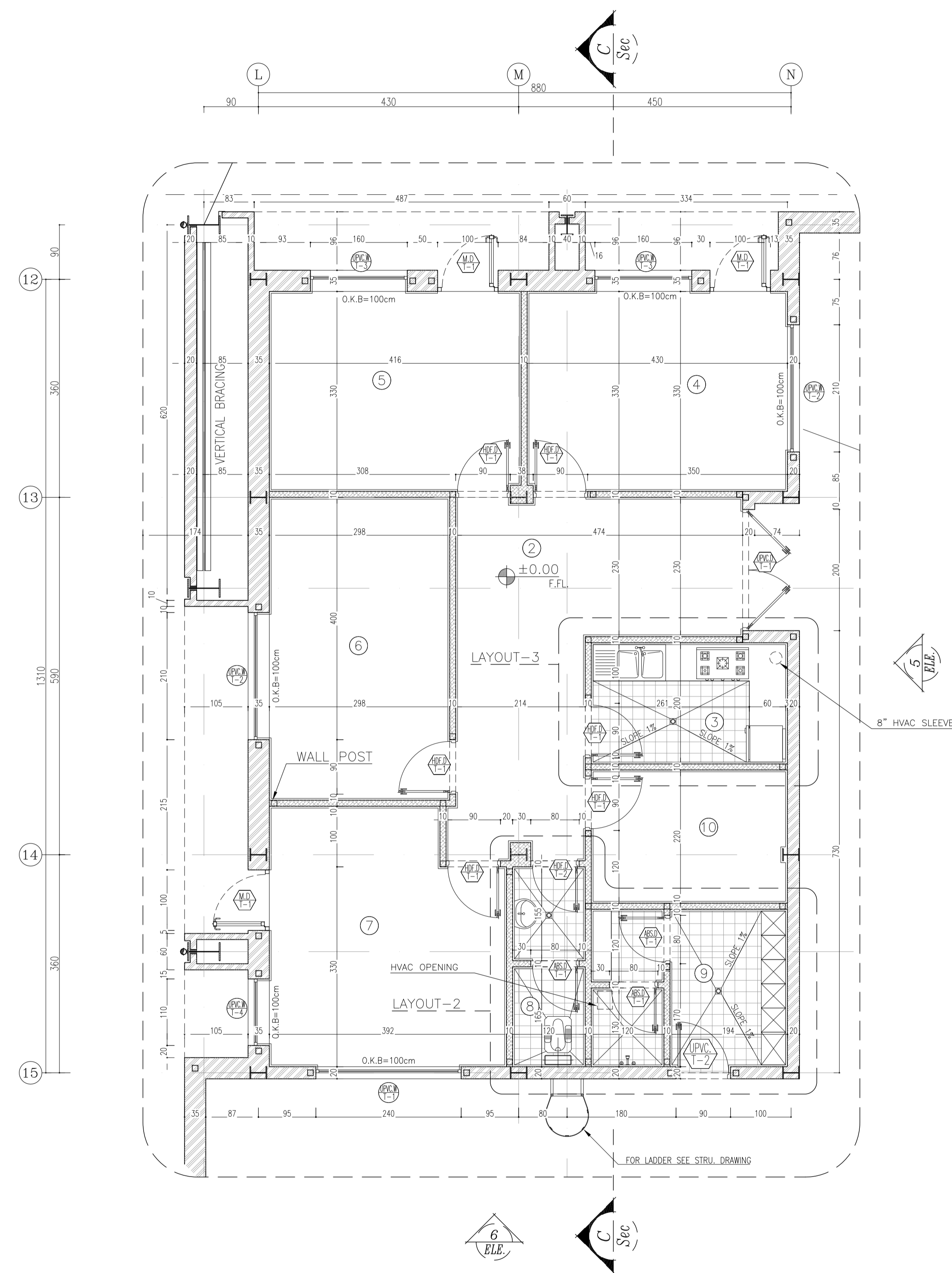
Consultant: **mobina**  
Mobina Engineering Co.

Contractor: **NIPEC**

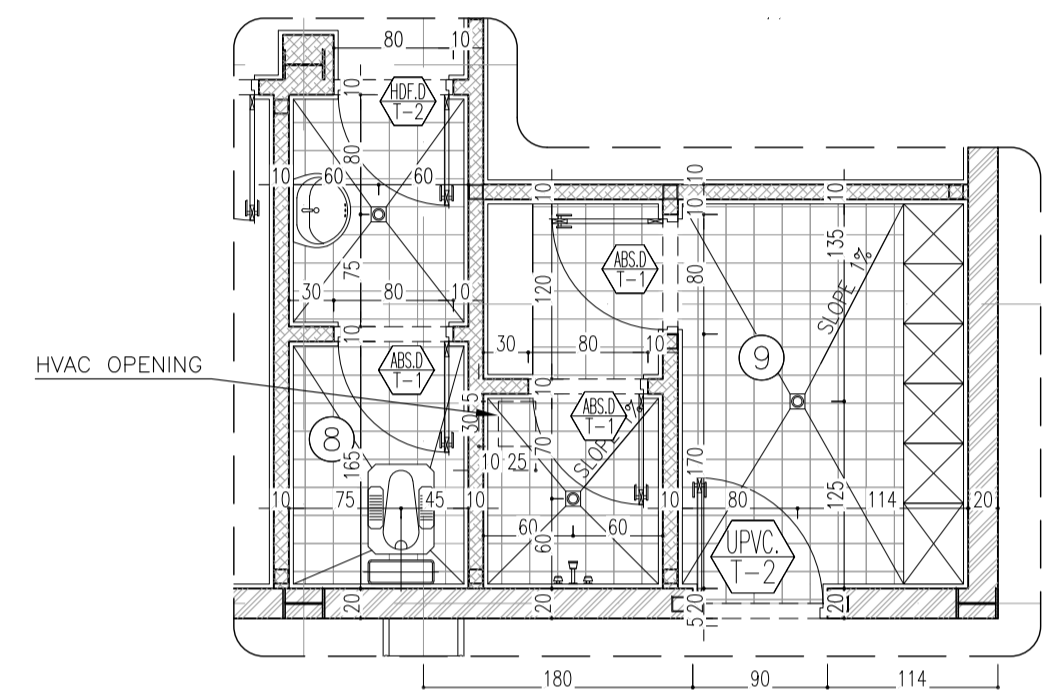
Project: **Sarcheshmeh Copper Concentrator Expansion Plant (Phase.3)**

Title: **ARCHITECTURAL DETAIL DESIGN FOR SARCHESHMEH WAREHOUSE 4-5**

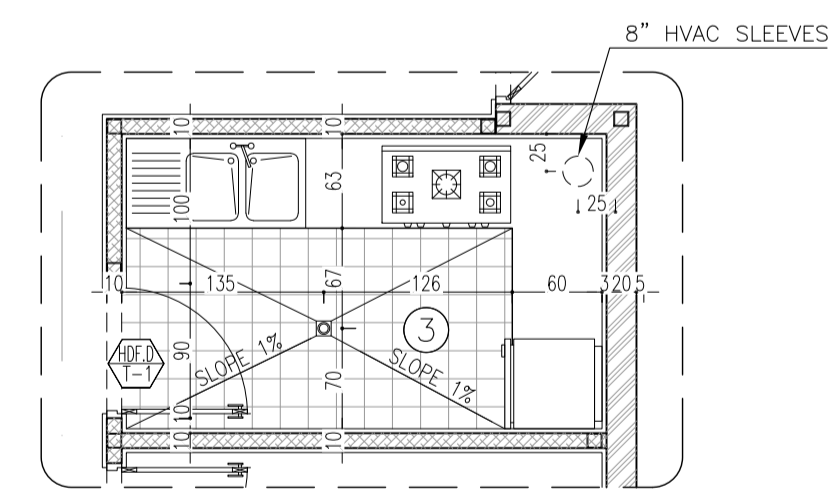
Document Number:	DATE	SIZE	SCALE	SHEET NO.	REV. CLIENT	REV. VENDOR
12003-D-AR-DWG-312-WHS-003	02.02.2023	A1	AS SHOWN	12 OF 24	04	04



**LAYOUT-1**  
Sc:1/50



**LAYOUT-2**  
Sc:1/50



**LAYOUT-3**  
Sc:1/50

**REFERENCE**

REFERENCE. TITLE	REFERENCE. No.
FOUNDATION DRAWING	12003-D-ST-DWG-312-WHS-005
STRUCTURE DRAWING	12003-D-ST-DWG-312-WHS-006

**NOTES**

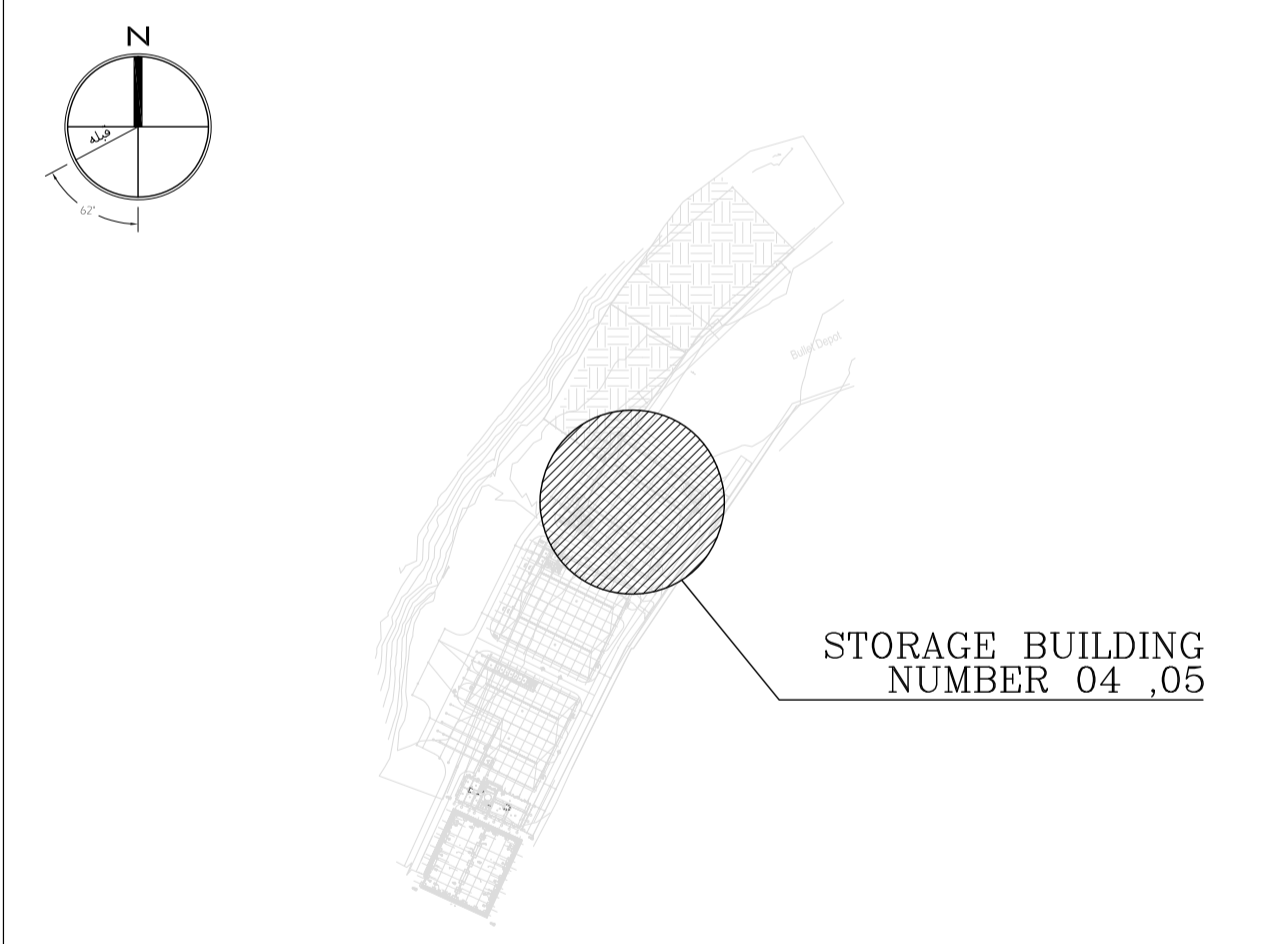
1. ALL DIMENSIONS ARE IN CENTIMETER & ALL ELEVATIONS ARE IN METER.
2. ALL DIMENSIONS AND ELEVATIONS SHALL BE CHECKED BY THE CONTRACTOR PRIOR TO CONSTRUCTION.
3. F.F.L. IN ARCHITECTURAL DOCUMENT IS EQUALS TO 2518.40
4. CONTRACTOR SHALL COMPARE ALL ARCHITECTURAL, MECHANICAL, ELECTRICAL, PIPING AND STRUCTURAL DRAWINGS AND IN CASE OF ANY CONFLICTS OR DISCREPANCY, INFORM THE ENGINEER.
5. ALL OPENINGS FOR PIPING/CABLING SHALL BE CONSIDERED AS PER RELATED DRAWINGS BEFORE CONSTRUCTION.

**LEGEND**

**AREA NAME :**

- |                      |                   |
|----------------------|-------------------|
| ① WAREHOUSE          | ⑥ LOUNGE ROOM     |
| ② ENTRANCE           | ⑦ SUPERVISOR ROOM |
| ③ PANTRY             | ⑧ W.C             |
| ④ MANAGER ROOM       | ⑨ LOCKER & SHOWER |
| ⑤ PAYMENT ORDER ROOM | ⑩ PRAYER ROOM     |

**KEY PLAN**



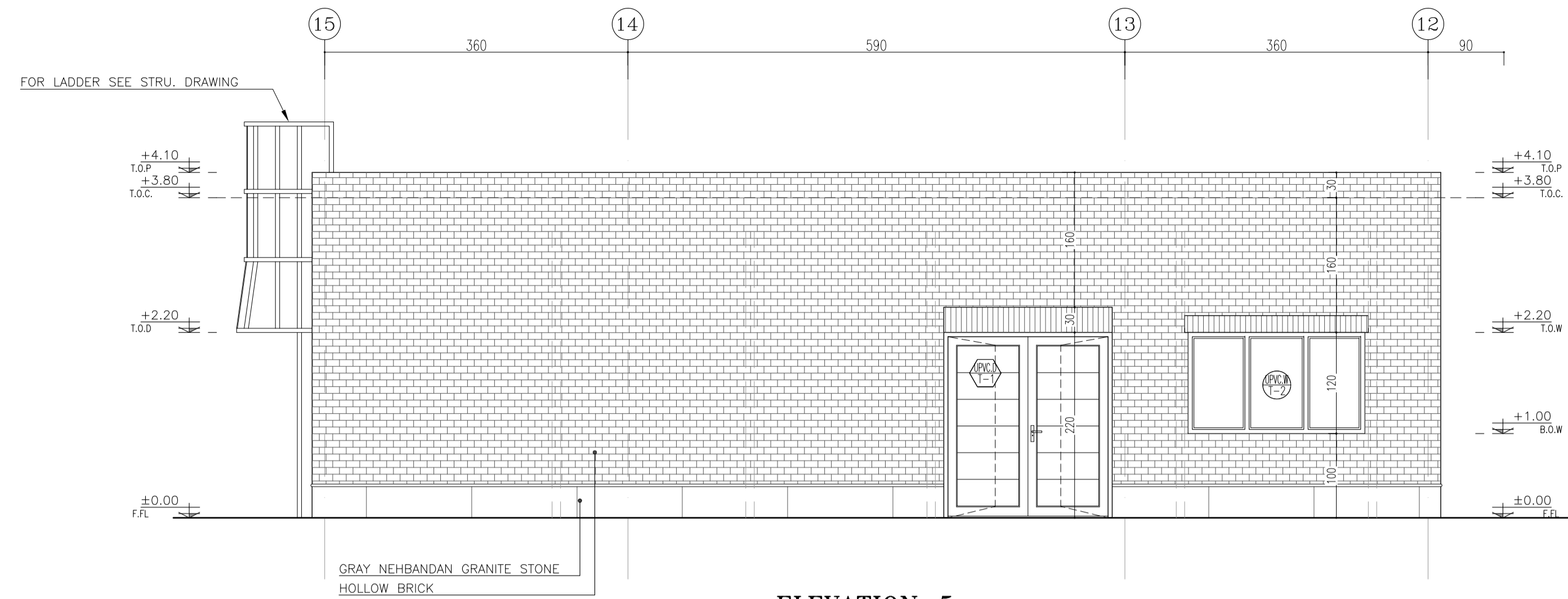
REV.	DATE	DESCRIPTION	PREPARED	CHECKED	APPROVED	AUTHORIZED
04	02.02.2023	ISSUED FOR CONSTRUCTION	M.MA&M.KH	M.AHMADI	H.NOROZI	-
03	22.01.2023	ISSUED FOR APPROVAL	M.MA&M.KH	M.AHMADI	H.NOROZI	-
02	17.12.2022	ISSUED FOR APPROVAL	M.MA&M.KH	M.AHMADI	H.NOROZI	-
01	29.10.2022	ISSUED FOR APPROVAL	M.MA&M.KH	M.AHMADI	H.NOROZI	-
00	10.04.2022	ISSUED FOR REVIEW AND COMMENT	M.MA&M.KH	M.AHMADI	H.NOROZI	-

Client: Consultant: Contractor:

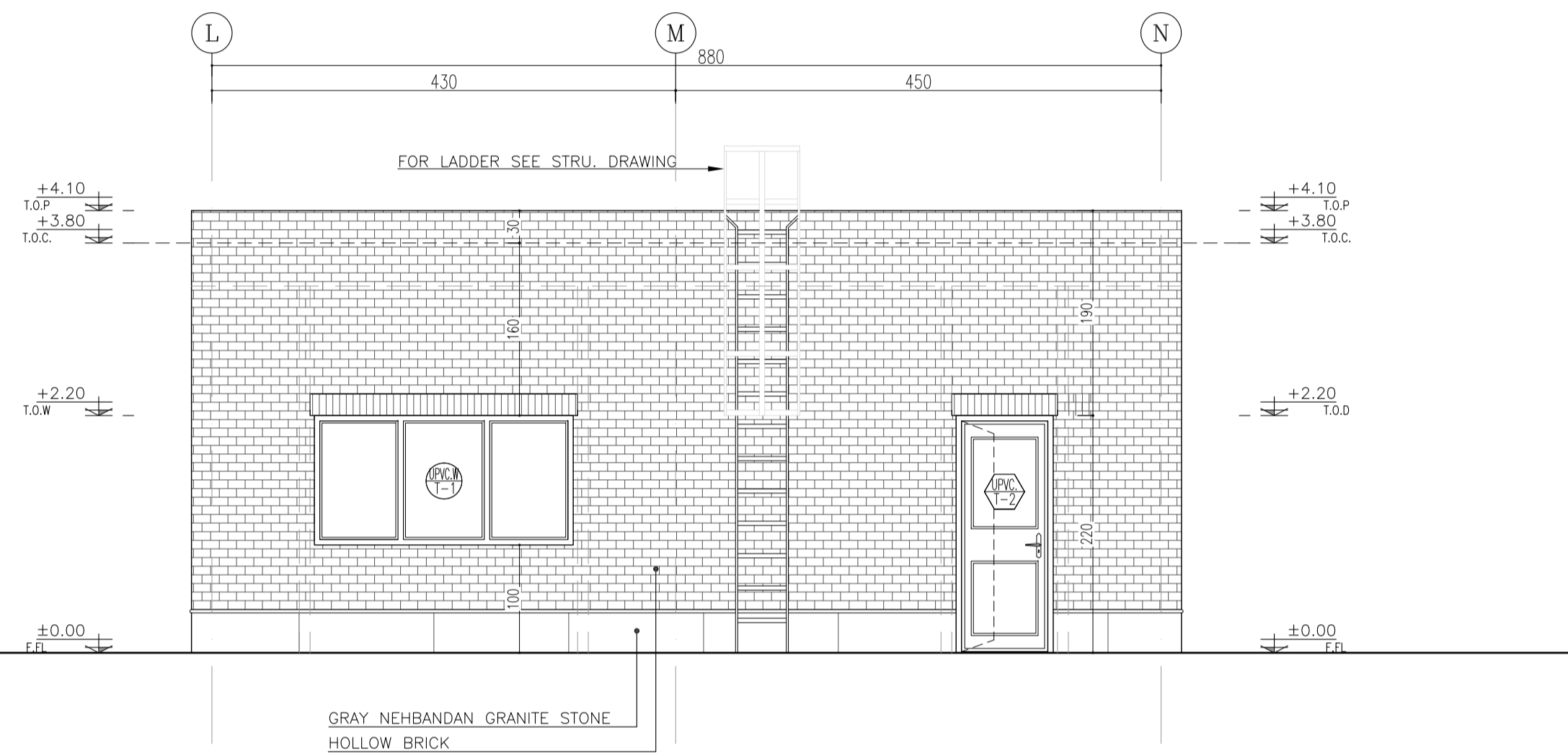
Project: **Sarcheshmeh Copper Concentrator Expansion Plant (Phase.3)**

Title: **ARCHITECTURAL DETAIL DESIGN FOR SARCHESHMEH WAREHOUSE 4-5**

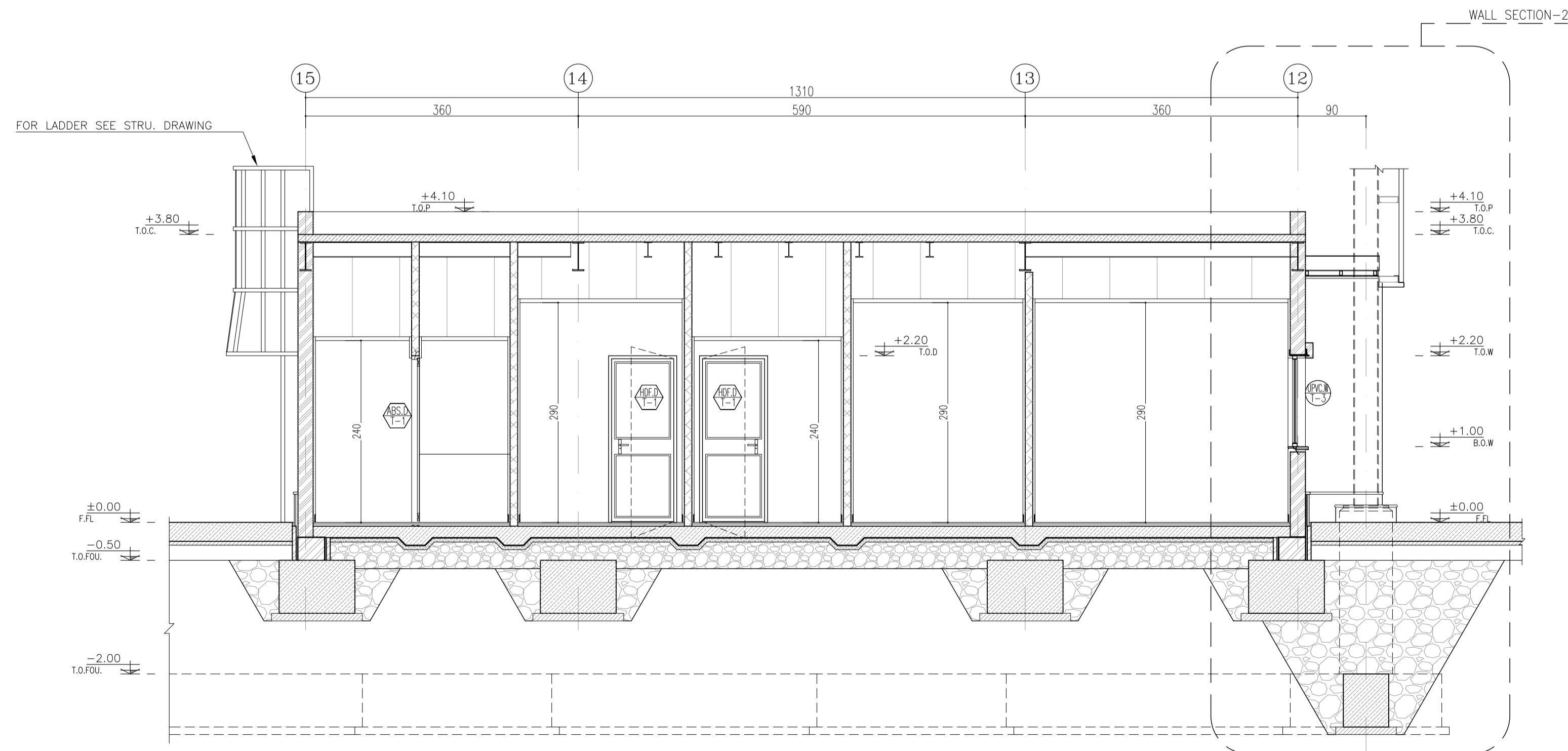
Document Number:	DATE	SIZE	SCALE	SHEET NO.	REV.
12003-D-AR-DWG-312-WHS-003	02.02.2023	A1	AS SHOWN	13 OF 24	04 04



**ELEVATION-5**  
Sc:1/50



**ELEVATION-6**  
Sc:1/50



**SECTION C-C**  
Sc:1/50

**REFERENCE**

REFERENCE. TITLE	REFERENCE. No.
FOUNDATION DRAWING	12003-D-ST-DWG-312-WHS-005
STRUCTURE DRAWING	12003-D-ST-DWG-312-WHS-006

**NOTES**

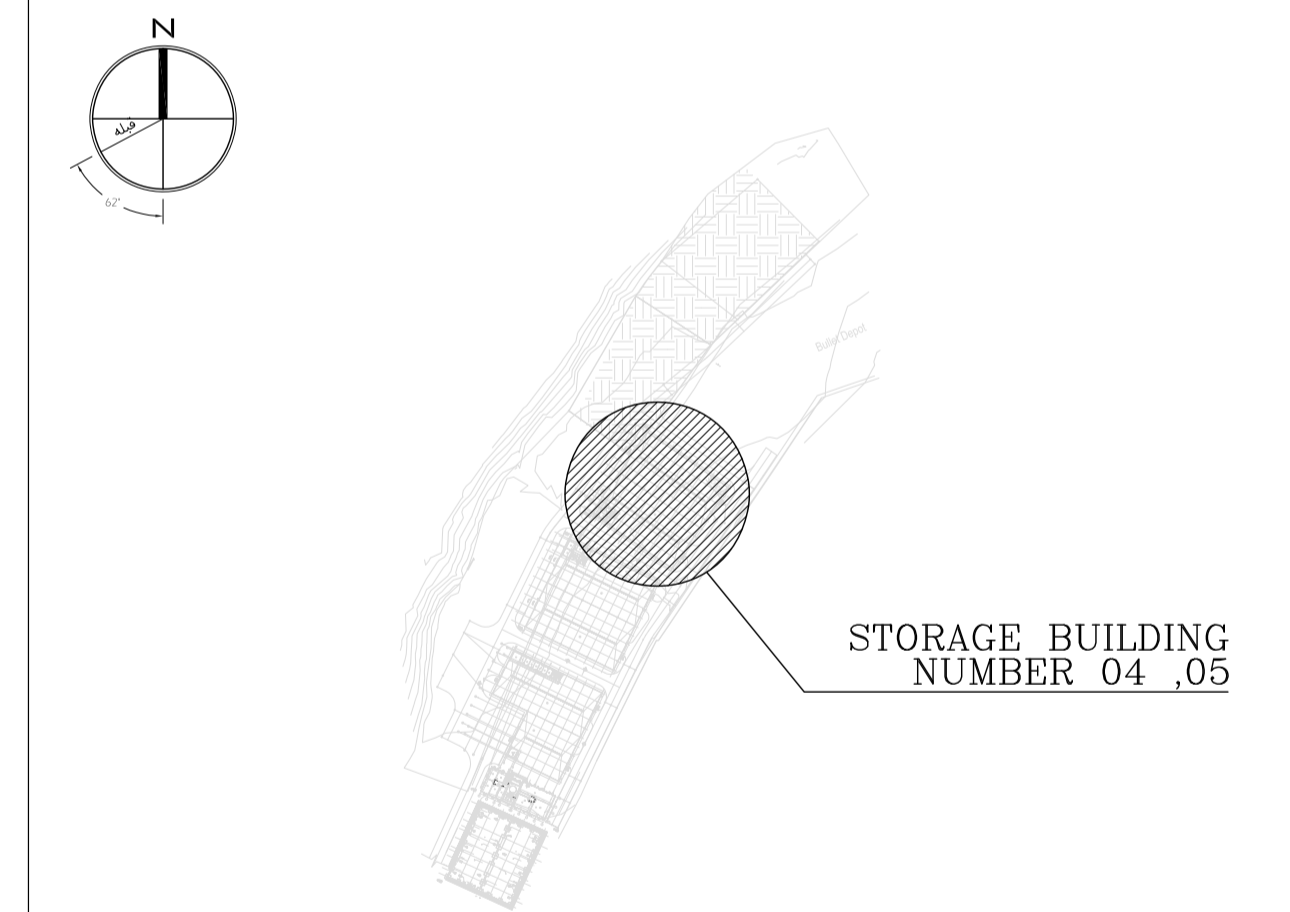
1. ALL DIMENSIONS ARE IN CENTIMETER & ALL ELEVATIONS ARE IN METER.
2. ALL DIMENSIONS AND ELEVATIONS SHALL BE CHECKED BY THE CONTRACTOR PRIOR TO CONSTRUCTION.
3. F.F.L. IN ARCHITECTURAL DOCUMENT IS EQUALS TO 2518.40
4. CONTRACTOR SHALL COMPARE ALL ARCHITECTURAL, MECHANICAL, ELECTRICAL, PIPING AND STRUCTURAL DRAWINGS AND IN CASE OF ANY CONFLICTS OR DISCREPANCY, INFORM THE ENGINEER.
5. ALL OPENINGS FOR PIPING/CABLING SHALL BE CONSIDERED AS PER RELATED DRAWINGS BEFORE CONSTRUCTION.

**LEGEND**

AREA NAME :

- |                      |                   |
|----------------------|-------------------|
| ① WAREHOUSE          | ⑥ LOUNGE ROOM     |
| ② ENTRANCE           | ⑦ SUPERVISOR ROOM |
| ③ PANTRY             | ⑧ W.C             |
| ④ MANAGER ROOM       | ⑨ LOCKER & SHOWER |
| ⑤ PAYMENT ORDER ROOM | ⑩ PRAYER ROOM     |

**KEY PLAN**



REV.	DATE	DESCRIPTION	PREPARED	CHECKED	APPROVED	AUTHORIZED
04	02.02.2023	ISSUED FOR CONSTRUCTION	M.M&M.KH	M.AHMADI	H.NOROZI	-
03	22.01.2023	ISSUED FOR APPROVAL	M.M&M.KH	M.AHMADI	H.NOROZI	-
02	17.12.2022	ISSUED FOR APPROVAL	M.M&M.KH	M.AHMADI	H.NOROZI	-
01	29.10.2022	ISSUED FOR APPROVAL	M.M&M.KH	M.AHMADI	H.NOROZI	-
00	10.04.2022	ISSUED FOR REVIEW AND COMMENT	M.M&M.KH	M.AHMADI	H.NOROZI	-

Client: **NICICO NATIONAL IRANIAN COPPER INDUSTRIES Co.**

Contractor: **Shargan Consultant Engineers**

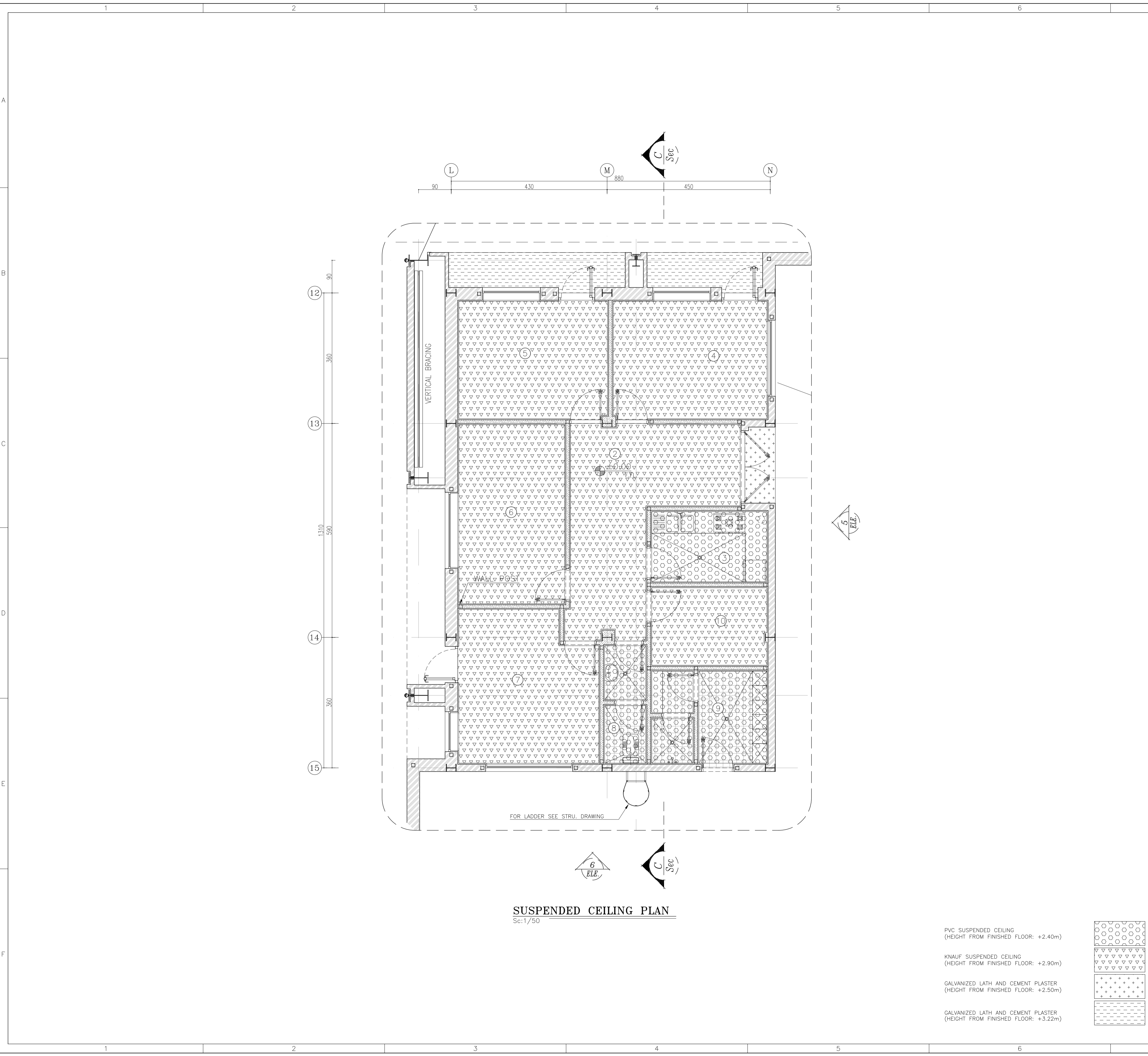
Consultant: **mobina Mobina Engineering Co.**

Contractor: **NIPEC**

Project: **Sarcheshmeh Copper Concentrator Expansion Plant (Phase.3)**

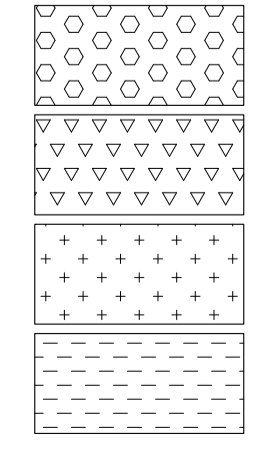
Title: **ARCHITECTURAL DETAIL DESIGN FOR SARCHESHMEH WAREHOUSE 4-5**

Document Number:	DATE	SIZE	SCALE	SHEET NO.	REV. CLIENT	REV. VENDOR
12003-D-AR-DWG-312-WHS-003	02.02.2023	A1	AS SHOWN	14 OF 24	04	04



**SUSPENDED CEILING PLAN**  
Sc:1/50

- PVC SUSPENDED CEILING  
(HEIGHT FROM FINISHED FLOOR: +2.40m)
- KNAUF SUSPENDED CEILING  
(HEIGHT FROM FINISHED FLOOR: +2.90m)
- GALVANIZED LATH AND CEMENT PLASTER  
(HEIGHT FROM FINISHED FLOOR: +2.50m)
- GALVANIZED LATH AND CEMENT PLASTER  
(HEIGHT FROM FINISHED FLOOR: +3.22m)



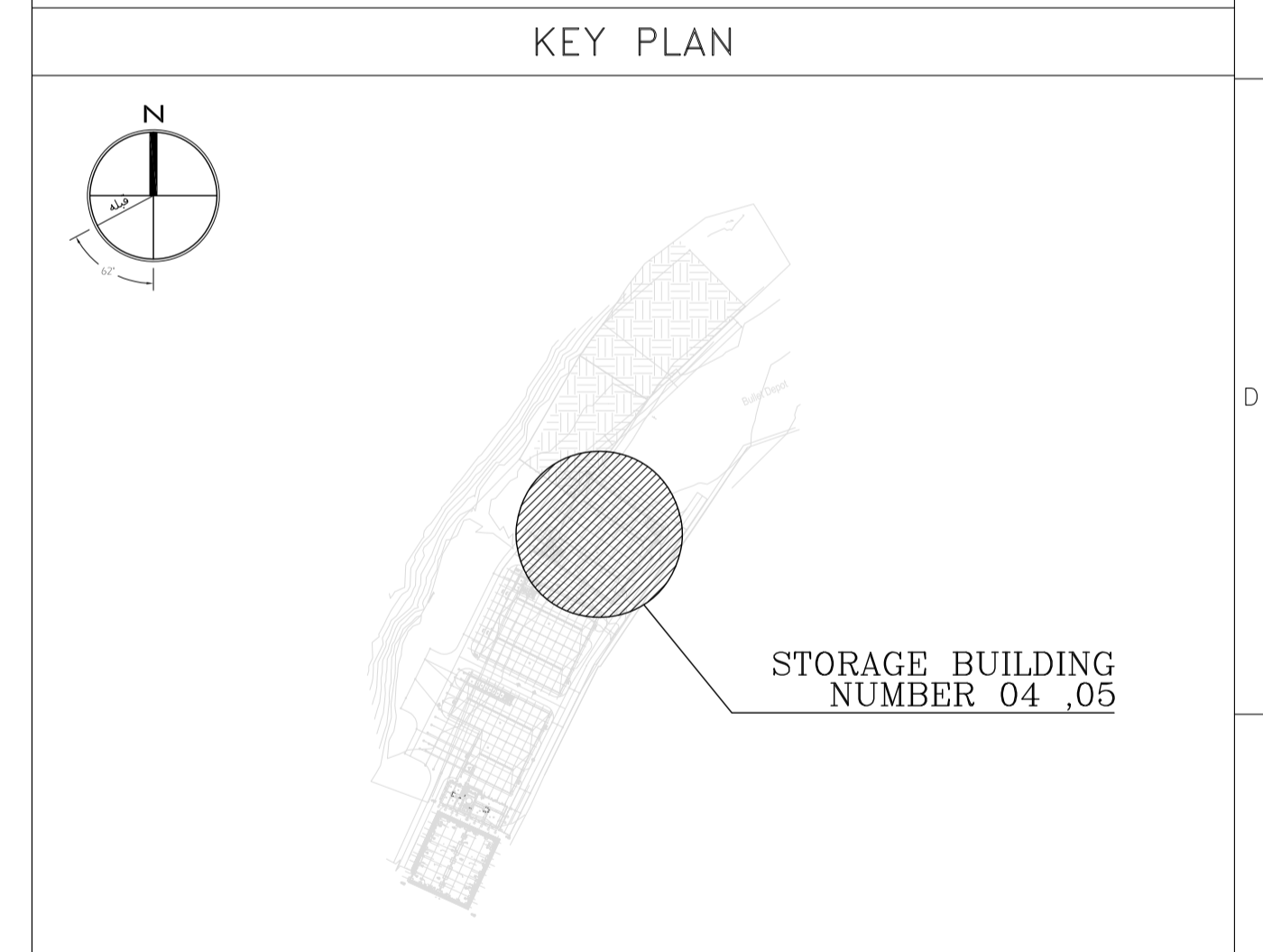
REFERENCE	
REFERENCE. TITLE	REFERENCE. No.
FOUNDATION DRAWING	12003-D-ST-DWG-312-WHS-005
STRUCTURE DRAWING	12003-D-ST-DWG-312-WHS-006

- NOTES**
- ALL DIMENSIONS ARE IN CENTIMETER & ALL ELEVATIONS ARE IN METER.
  - ALL DIMENSIONS AND ELEVATIONS SHALL BE CHECKED BY THE CONTRACTOR PRIOR TO CONSTRUCTION.
  - F.F.L. IN ARCHITECTURAL DOCUMENT IS EQUALS TO 2518.40
  - CONTRACTOR SHALL COMPARE ALL ARCHITECTURAL, MECHANICAL, ELECTRICAL, PIPING AND STRUCTURAL DRAWINGS AND IN CASE OF ANY CONFLICTS OR DISCREPANCY, INFORM THE ENGINEER.
  - ALL OPENINGS FOR PIPING/CABLING SHALL BE CONSIDERED AS PER RELATED DRAWINGS BEFORE CONSTRUCTION.

**LEGEND**

AREA NAME :

① WAREHOUSE	⑥ LOUNGE ROOM
② ENTRANCE	⑦ SUPERVISOR ROOM
③ PANTRY	⑧ W.C
④ MANAGER ROOM	⑨ LOCKER & SHOWER
⑤ PAYMENT ORDER ROOM	⑩ PRAYER ROOM



REV.	DATE	DESCRIPTION	PREPARED	CHECKED	APPROVED	AUTHORIZED
04	02.02.2023	ISSUED FOR CONSTRUCTION	M.MA&M.KH	M.AHMADI	H.NOROUZI	-
03	22.01.2023	ISSUED FOR APPROVAL	M.MA&M.KH	M.AHMADI	H.NOROUZI	-
02	17.12.2022	ISSUED FOR APPROVAL	M.MA&M.KH	M.AHMADI	H.NOROUZI	-
01	29.10.2022	ISSUED FOR APPROVAL	M.MA&M.KH	M.AHMADI	H.NOROUZI	-
00	10.04.2022	ISSUED FOR REVIEW AND COMMENT	M.MA&M.KH	M.AHMADI	H.NOROUZI	-

Client: Consultant:

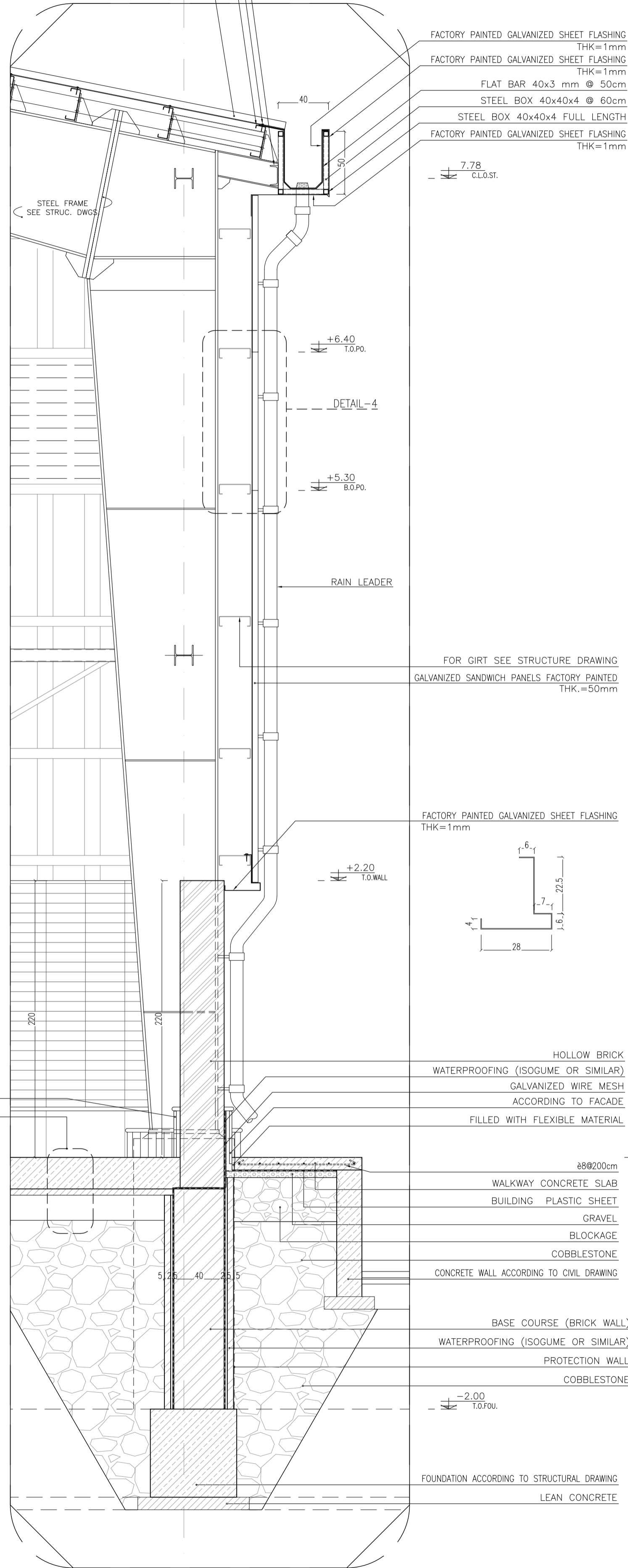
MC: Contractor:

Project: **Sarcheshmeh Copper Concentrator Expansion Plant (Phase.3)**

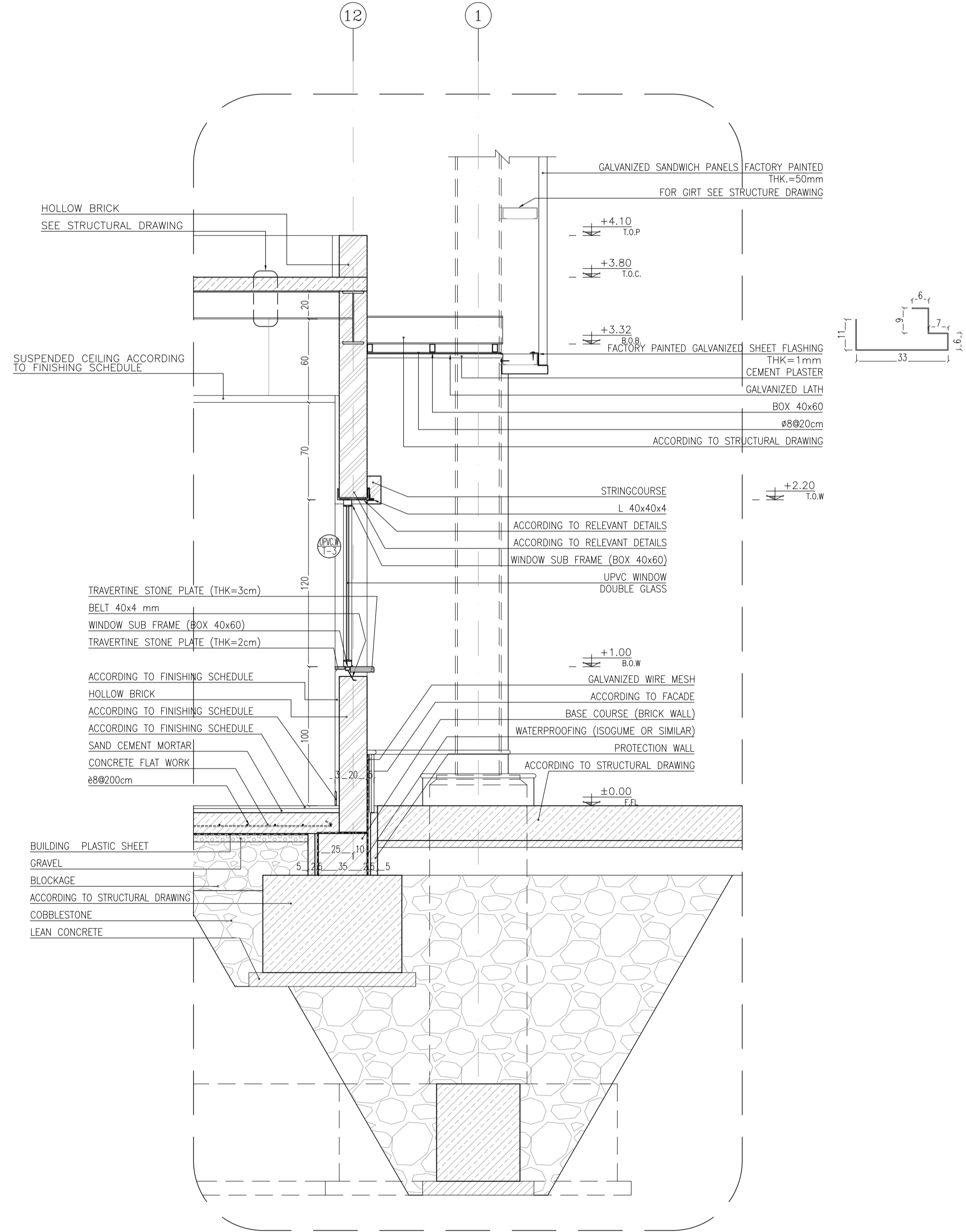
Title: **ARCHITECTURAL DETAIL DESIGN FOR SARCHESHMEH WAREHOUSE 4-5**

Document Number:	DATE	SIZE	SCALE	SHEET NO.	REV.
12003-D-AR-DWG-312-WHS-003	02.02.2023	A1	AS SHOWN	15 OF 24	04 04

FOR UNP SEE STRU. DRAWING  
 COACH SCREW & SEALING WASHER  
 FOR PURLIN SEE STRUCTURE DRAWING  
 GALVANIZED SANDWICH PANELS FACTORY PAINTED  
 THK.=60mm WITH INTERNAL INSULATION



**WALL SECTION-1**  
 Sc:1/25



**WALL SECTION-2**  
 Sc:1/25

**REFERENCE**

REFERENCE. TITLE	REFERENCE. No.
FOUNDATION DRAWING	12003-D-ST-DWG-312-WHS-005
STRUCTURE DRAWING	12003-D-ST-DWG-312-WHS-006

**NOTES**

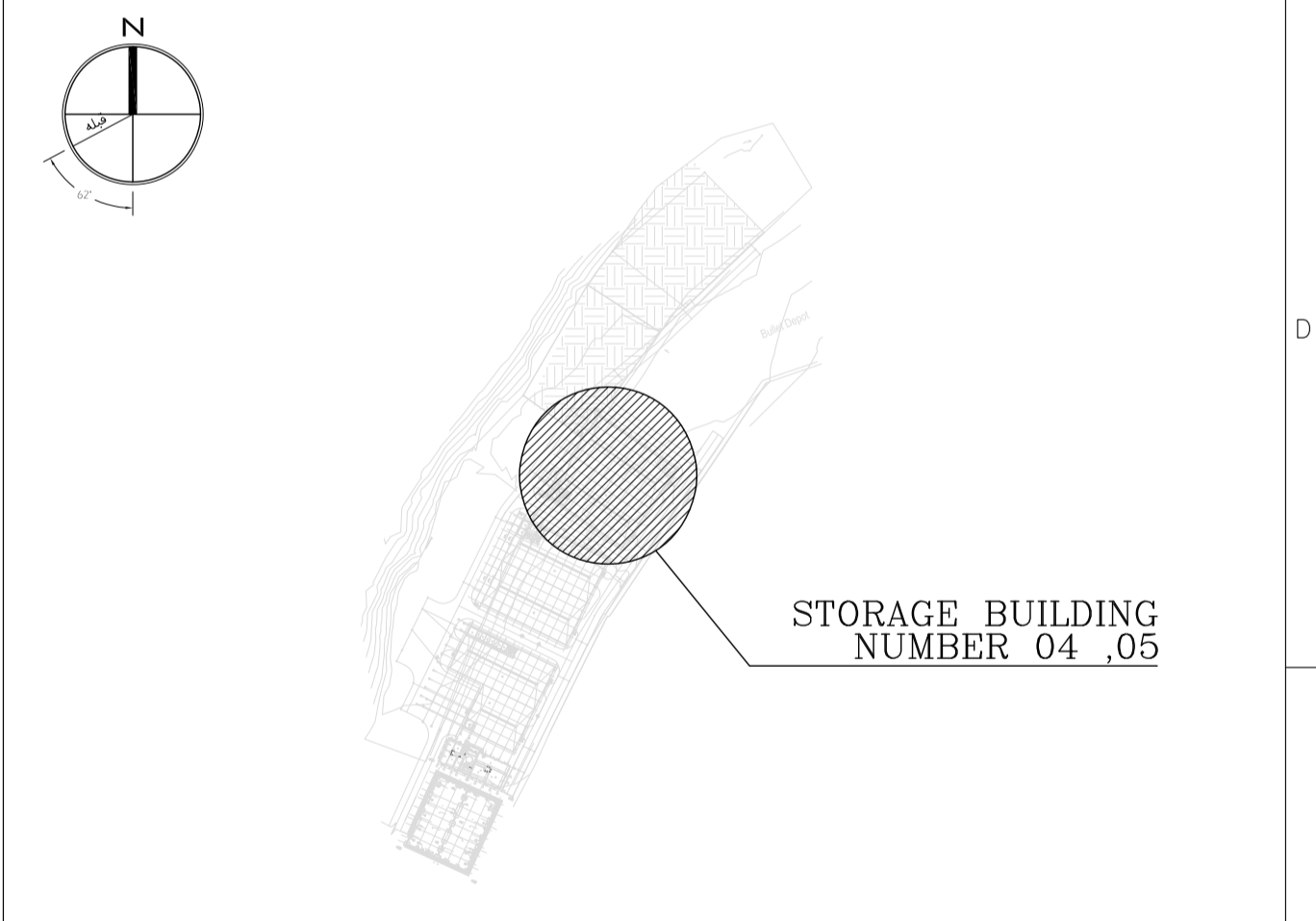
1. ALL DIMENSIONS ARE IN CENTIMETER & ALL ELEVATIONS ARE IN METER.
2. ALL DIMENSIONS AND ELEVATIONS SHALL BE CHECKED BY THE CONTRACTOR PRIOR TO CONSTRUCTION.
3. F.F.L. IN ARCHITECTURAL DOCUMENT IS EQUALS TO 2518.40
4. CONTRACTOR SHALL COMPARE ALL ARCHITECTURAL, MECHANICAL, ELECTRICAL, PIPING AND STRUCTURAL DRAWINGS AND IN CASE OF ANY CONFLICTS OR DISCREPANCY, INFORM THE ENGINEER.
5. ALL OPENINGS FOR PIPING/CABLING SHALL BE CONSIDERED AS PER RELATED DRAWINGS BEFORE CONSTRUCTION.

**LEGEND**

AREA NAME :

- ① WAREHOUSE
- ⑥ LOUNGE ROOM
- ② ENTRANCE
- ⑦ SUPERVISOR ROOM
- ③ PANTRY
- ⑧ W.C
- ④ MANAGER ROOM
- ⑨ LOCKER & SHOWER
- ⑤ PAYMENT ORDER ROOM
- ⑩ PRAYER ROOM

**KEY PLAN**



REV.	DATE	DESCRIPTION	PREPARED	CHECKED	APPROVED	AUTHORIZED
04	02.02.2023	ISSUED FOR CONSTRUCTION	M.MA&M.KH	M.AHMADI	H.NOROUZI	-
03	22.01.2023	ISSUED FOR APPROVAL	M.MA&M.KH	M.AHMADI	H.NOROUZI	-
02	17.12.2022	ISSUED FOR APPROVAL	M.MA&M.KH	M.AHMADI	H.NOROUZI	-
01	29.10.2022	ISSUED FOR APPROVAL	M.MA&M.KH	M.AHMADI	H.NOROUZI	-
00	10.04.2022	ISSUED FOR REVIEW AND COMMENT	M.MA&M.KH	M.AHMADI	H.NOROUZI	-

Client: **NICICO**  
 NATIONAL IRANIAN COPPER INDUSTRIES Co.

Contractor: **Shargan**  
 Consultant Engineers

Consultant: **mobina**  
 Mobina Engineering Co.

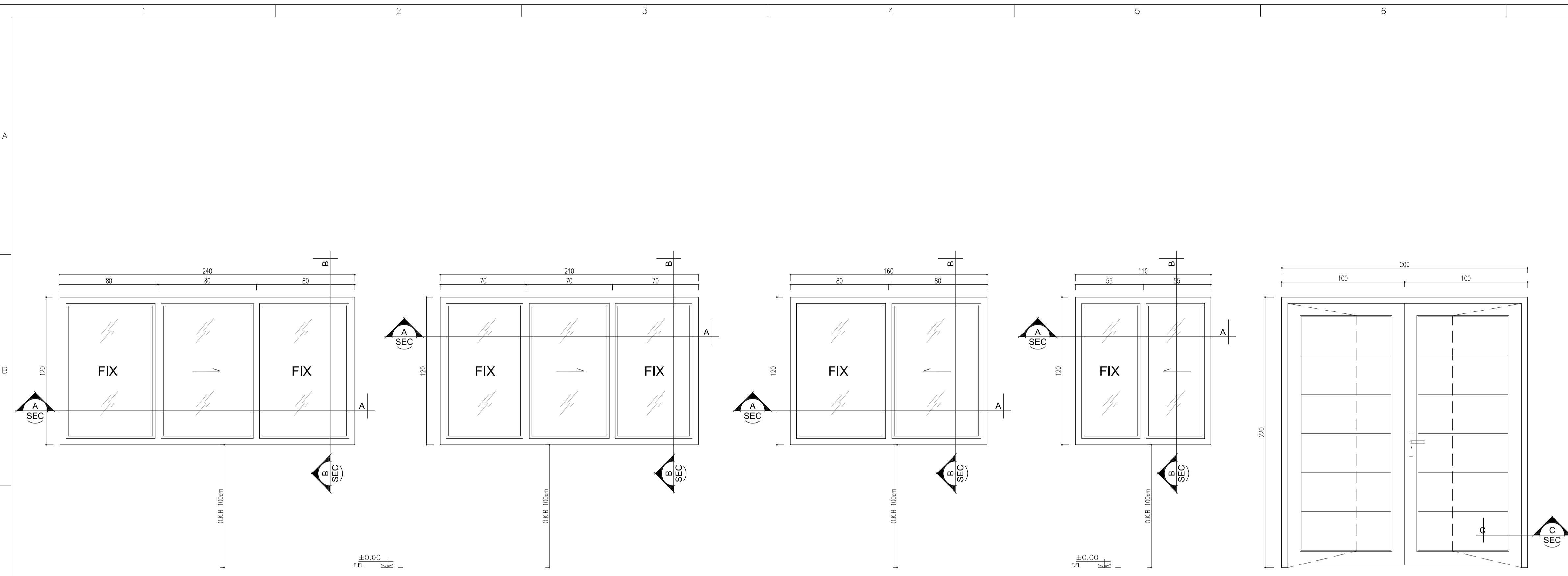
Contractor: **NIPEC**

Project: **Sarcheshmeh Copper Concentrator Expansion Plant (Phase.3)**

Title: **ARCHITECTURAL DETAIL DESIGN FOR SARCHESHMEH WAREHOUSE 4-5**

Document Number:	DATE	SIZE	SCALE	SHEET NO.	REV.
12003-D-AR-DWG-312-WHS-003	02.02.2023	A1	AS SHOWN	16 OF 24	04 04





**UPVC WINDOW - Type 1**

NUMBER: 1  
Sc:1/20  
\*\* DOUBLE-GLAZED WINDOW



**UPVC WINDOW - Type 2**

NUMBER: 2  
Sc:1/20  
\*\* DOUBLE-GLAZED WINDOW



**UPVC WINDOW - Type 3**

NUMBER: 2  
Sc:1/20  
\*\* DOUBLE-GLAZED WINDOW



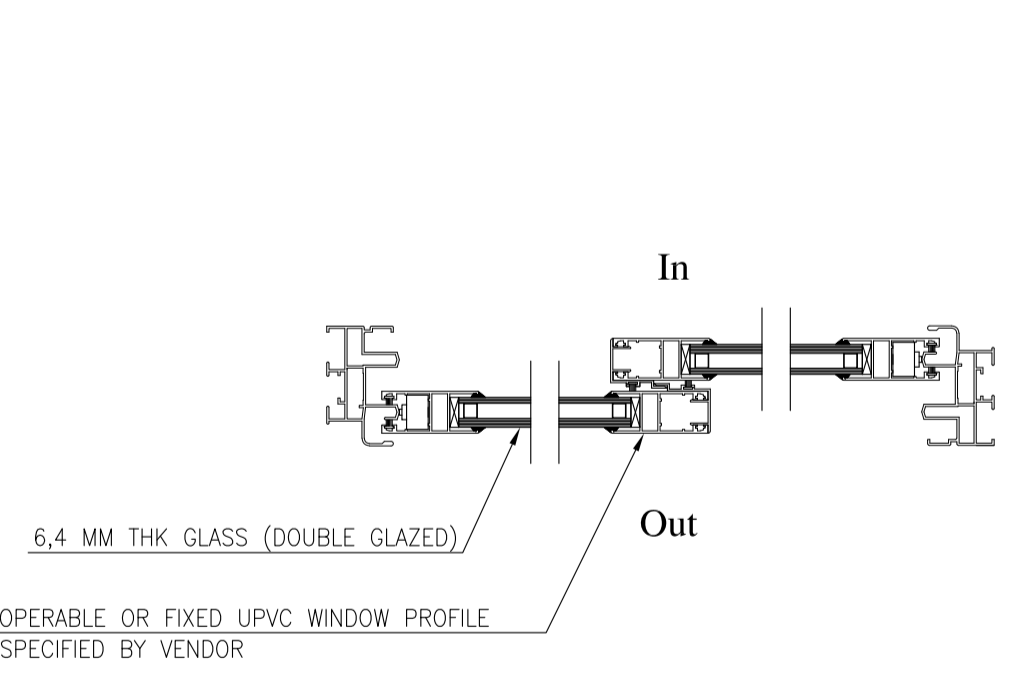
**UPVC WINDOW - Type 4**

NUMBER: 1  
Sc:1/20  
\*\* DOUBLE-GLAZED WINDOW



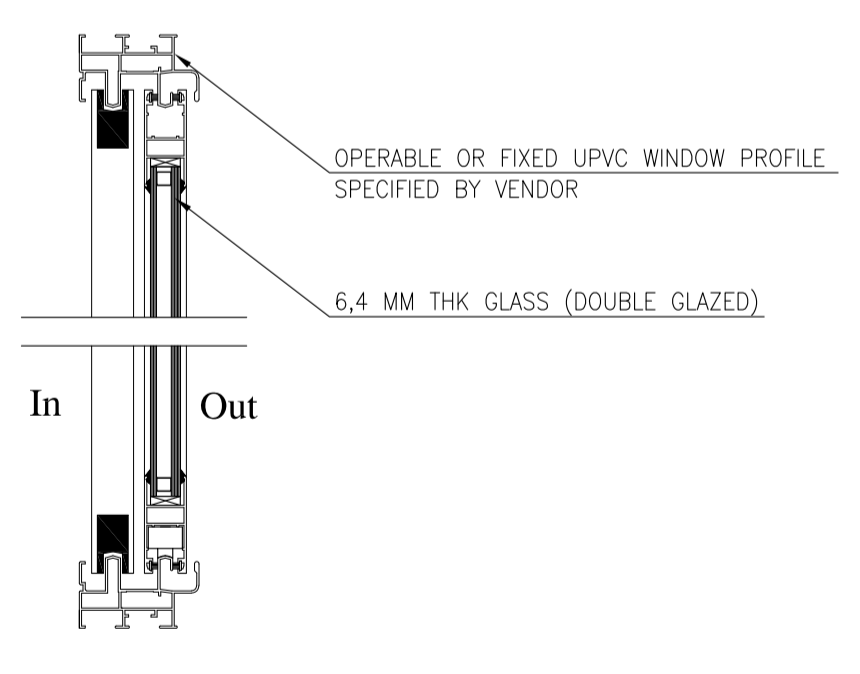
**UPVC DOOR - Type 1**

NUMBER: 1  
Sc:1/20  
RIGHT HANDED: -  
LEFT HANDED: -



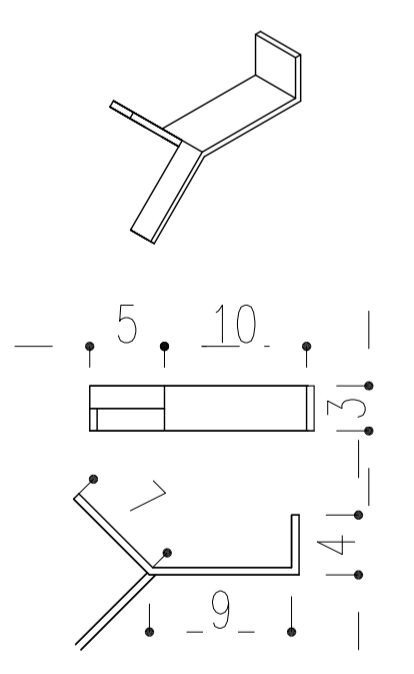
**SECTION A-A**

Sc:1/5



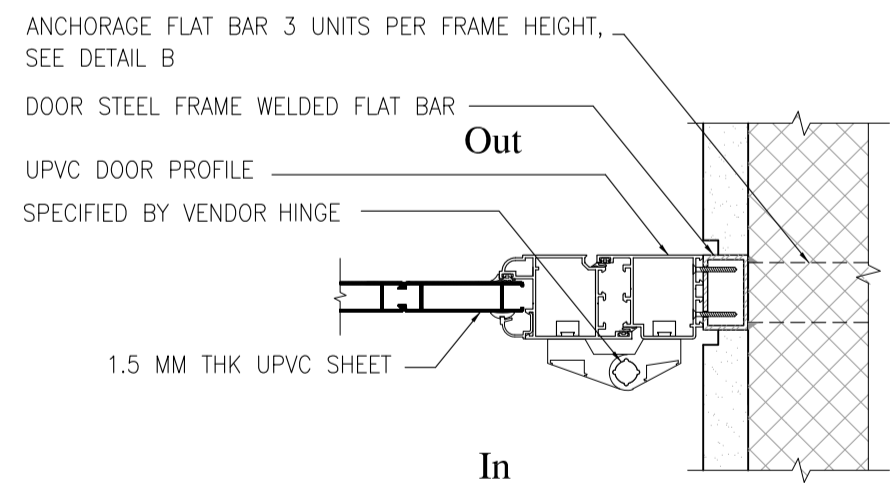
**SECTION B-B**

Sc:1/5



**SECTION C-C**

Sc:1/5



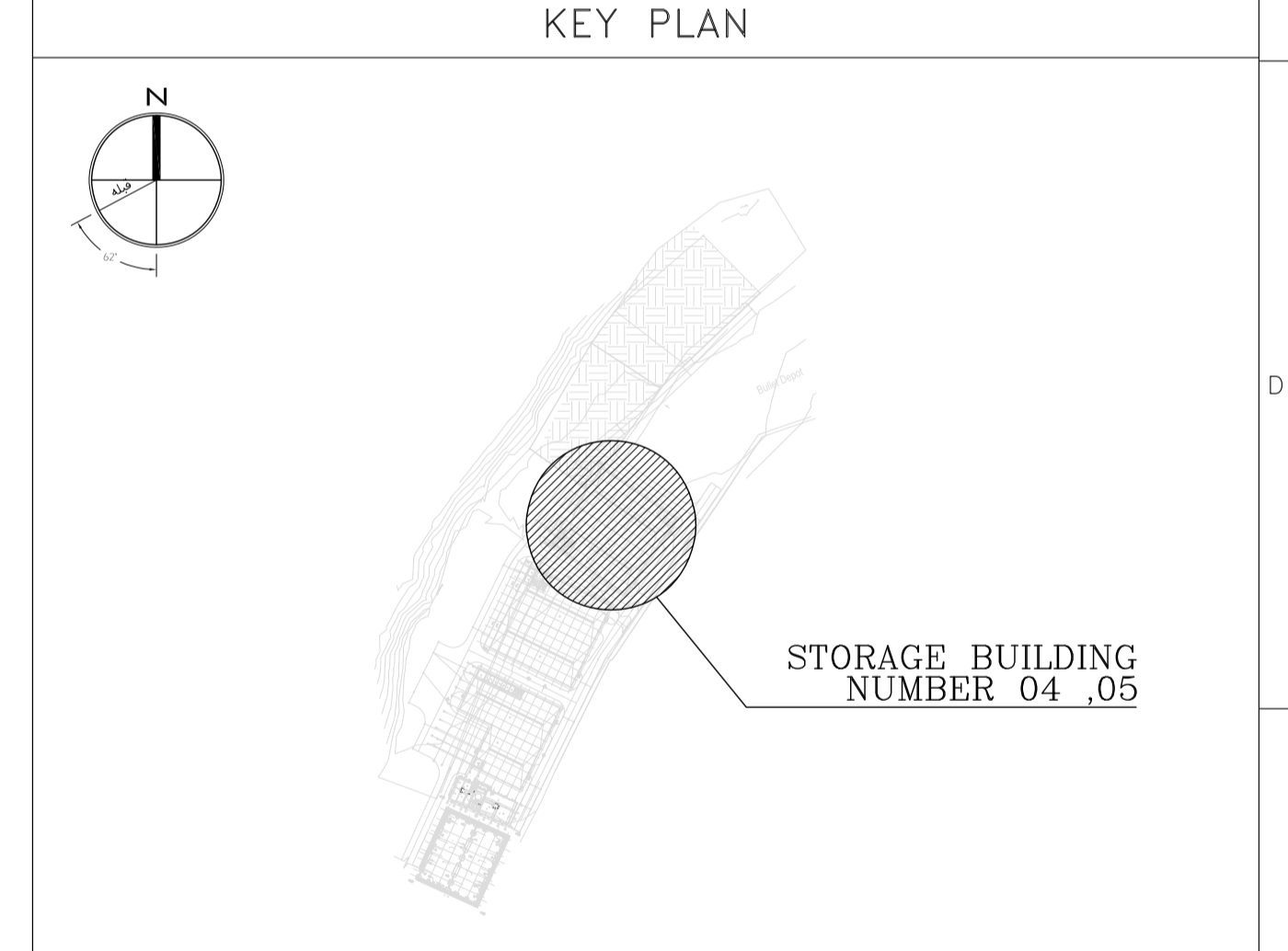
REFERENCE	
REFERENCE. TITLE	REFERENCE. No.
FOUNDATION DRAWING	12003-D-ST-DWG-312-WHS-005
STRUCTURE DRAWING	12003-D-ST-DWG-312-WHS-006

- NOTES**
- ALL DIMENSIONS ARE IN CENTIMETER & ALL ELEVATIONS ARE IN METER.
  - ALL DIMENSIONS AND ELEVATIONS SHALL BE CHECKED BY THE CONTRACTOR PRIOR TO CONSTRUCTION.
  - F.F.L. IN ARCHITECTURAL DOCUMENT IS EQUALS TO 2518.40
  - CONTRACTOR SHALL COMPARE ALL ARCHITECTURAL, MECHANICAL, ELECTRICAL, PIPING AND STRUCTURAL DRAWINGS AND IN CASE OF ANY CONFLICTS OR DISCREPANCY, INFORM THE ENGINEER.
  - ALL OPENINGS FOR PIPING/CABLING SHALL BE CONSIDERED AS PER RELATED DRAWINGS BEFORE CONSTRUCTION.

**LEGEND**

AREA NAME :

① WAREHOUSE	⑥ LOUNGE ROOM
② ENTRANCE	⑦ SUPERVISOR ROOM
③ PANTRY	⑧ W.C
④ MANAGER ROOM	⑨ LOCKER & SHOWER
⑤ PAYMENT ORDER ROOM	⑩ PRAYER ROOM



REV.	DATE	DESCRIPTION	PREPARED	CHECKED	APPROVED	AUTHORIZED
04	02.02.2023	ISSUED FOR CONSTRUCTION	M.MA&M.KH	M.AHMADI	H.NOROZI	-
03	22.01.2023	ISSUED FOR APPROVAL	M.MA&M.KH	M.AHMADI	H.NOROZI	-
02	17.12.2022	ISSUED FOR APPROVAL	M.MA&M.KH	M.AHMADI	H.NOROZI	-
01	29.10.2022	ISSUED FOR APPROVAL	M.MA&M.KH	M.AHMADI	H.NOROZI	-
00	10.04.2022	ISSUED FOR REVIEW AND COMMENT	M.MA&M.KH	M.AHMADI	H.NOROZI	-

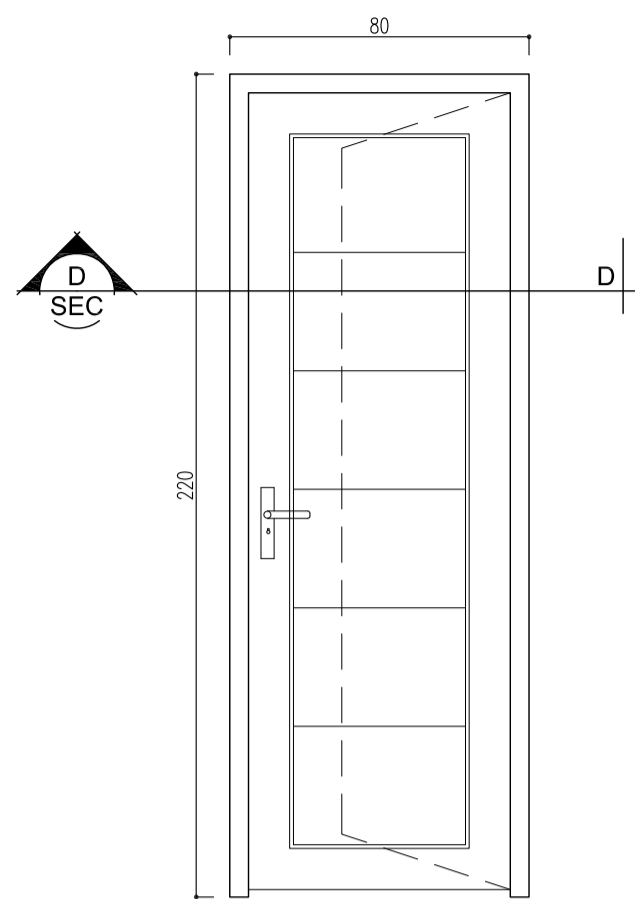
Client: Consultant:

MC: Contractor:

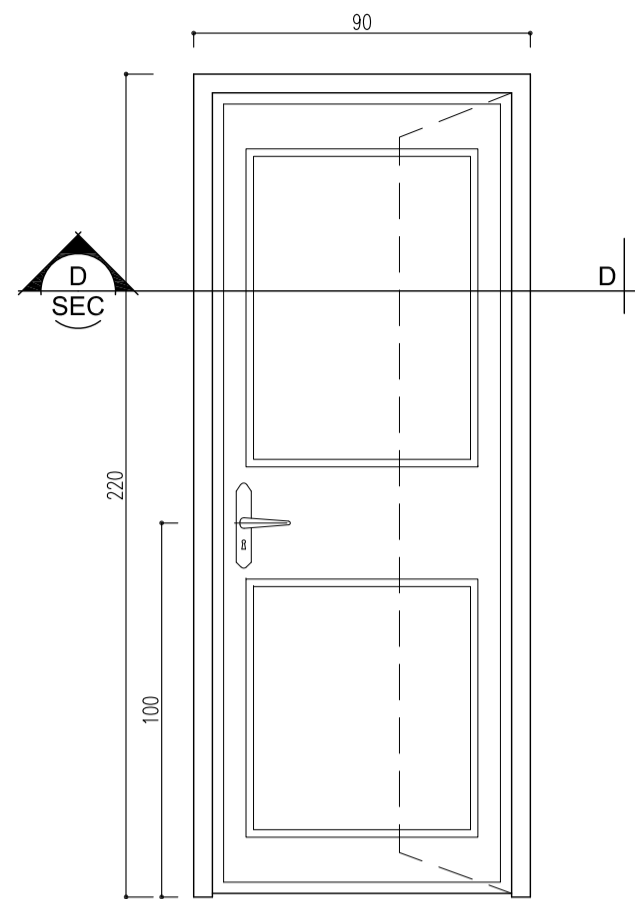
Project: **Sarcheshmeh Copper Concentrator Expansion Plant (Phase.3)**

Title: **ARCHITECTURAL DETAIL DESIGN FOR SARCHESHMEH WAREHOUSE 4-5**

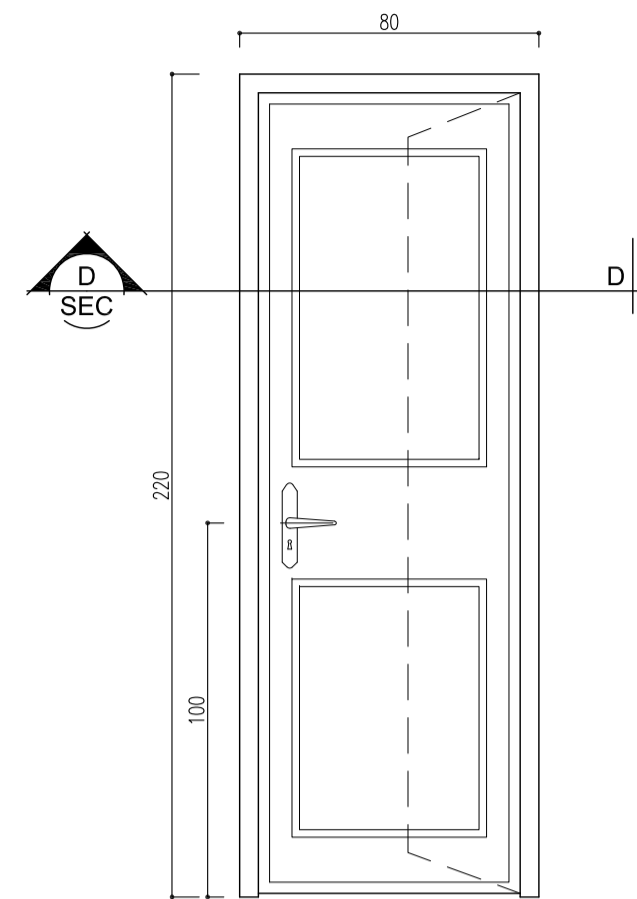
Document Number:	DATE	SIZE	SCALE	SHEET NO.	REV.
12003-D-AR-DWG-312-WHS-003	02.02.2023	A1	AS SHOWN	17 OF 24	04



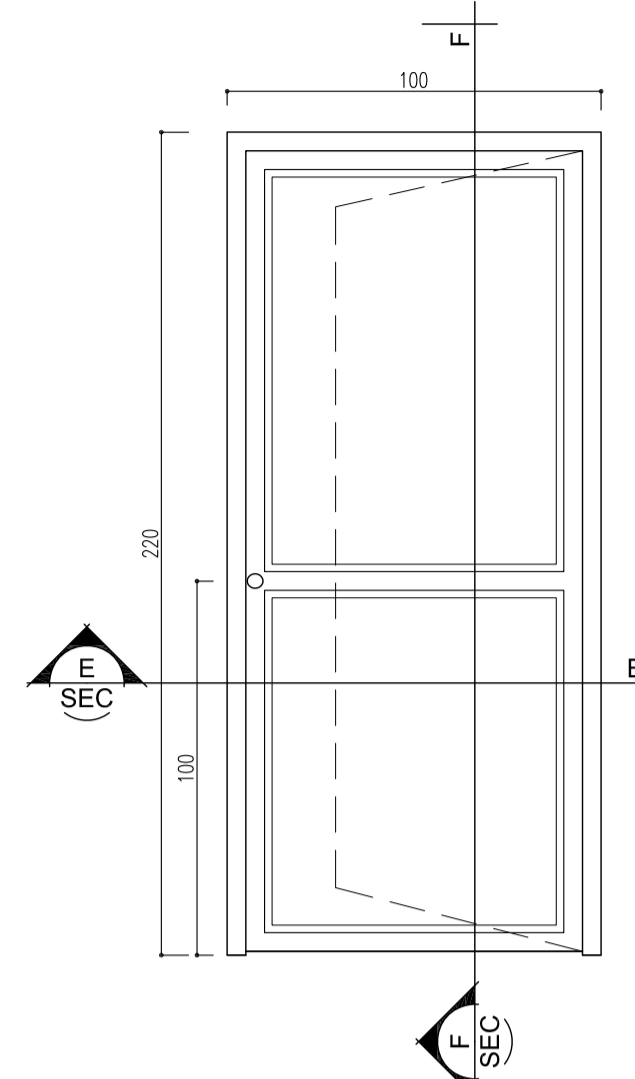
**ABS DOOR - Type 1**  
 NUMBER: 3  
 RIGHT HANDED: 1  
 LEFT HANDED: 2  
 Sc:1/20



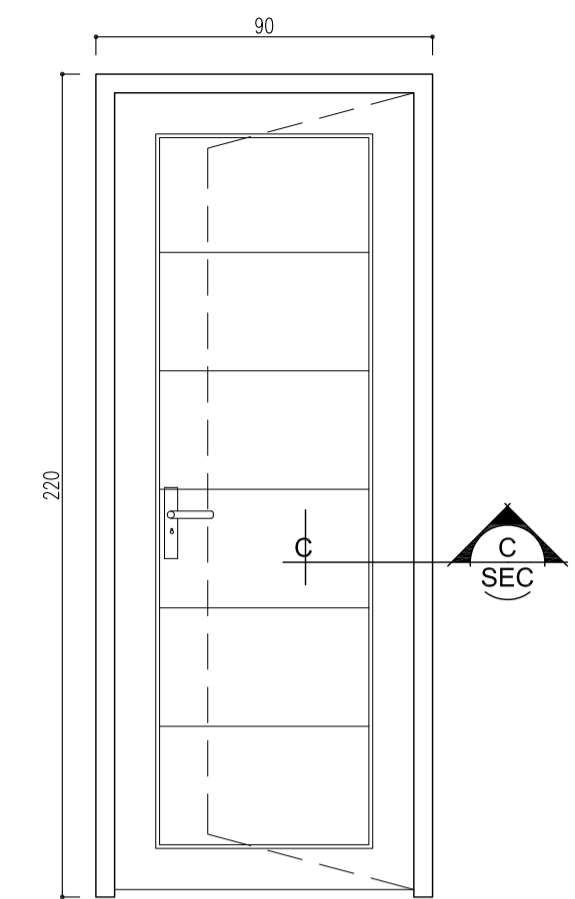
**HDF DOOR - Type 1**  
 NUMBER: 7  
 RIGHT HANDED: 2  
 LEFT HANDED: 5  
 H.P.L. DOOR  
 Sc:1/20



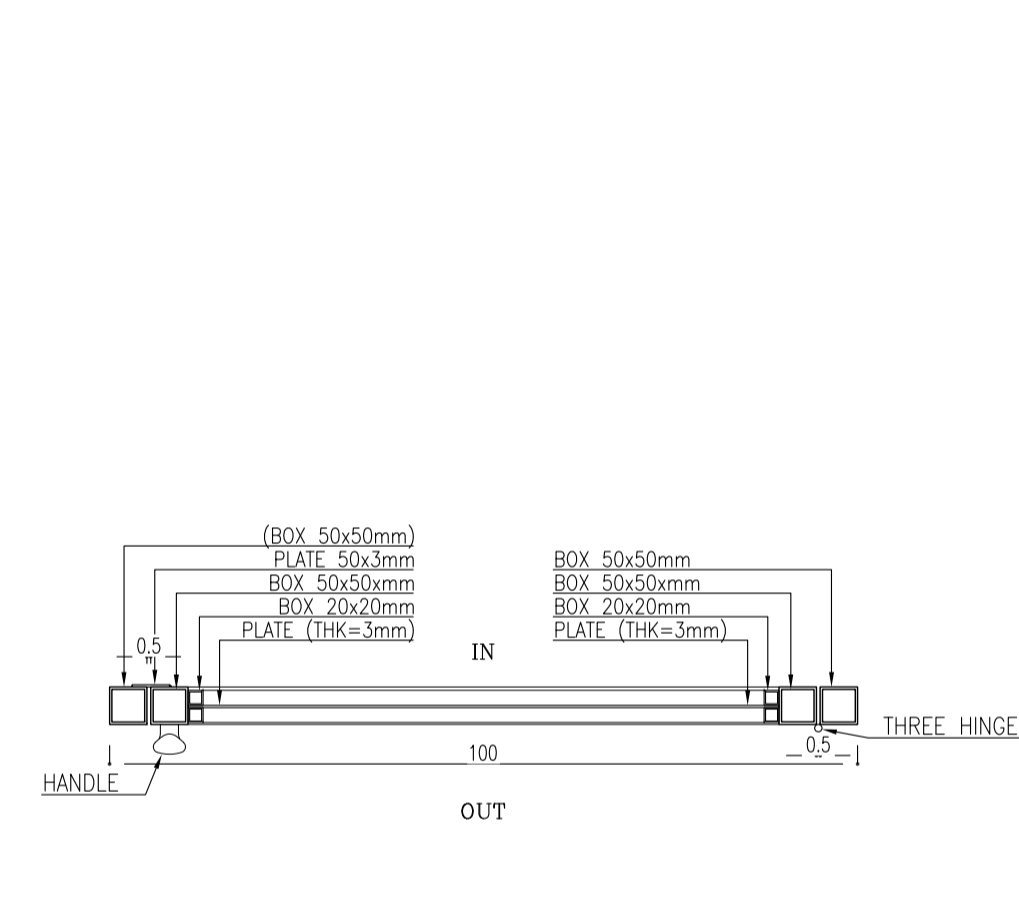
**HDF DOOR - Type 2**  
 NUMBER: 1  
 RIGHT HANDED: -  
 LEFT HANDED: 1  
 H.P.L. DOOR  
 Sc:1/20



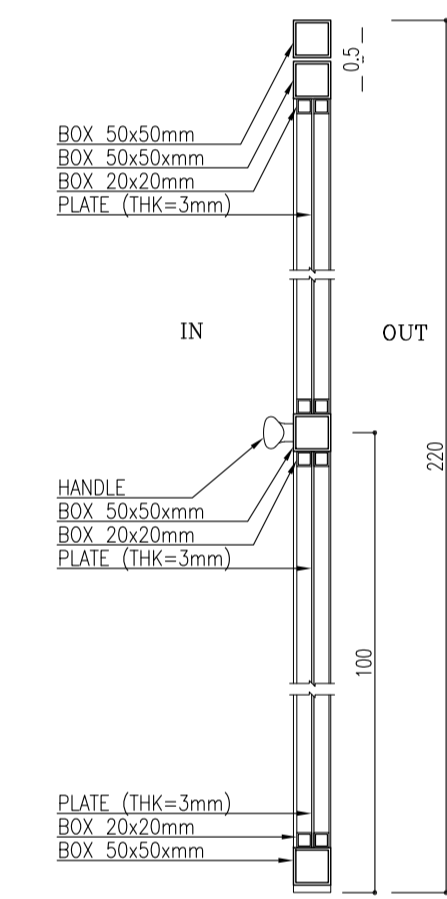
**METAL DOOR - Type 1**  
 NUMBER: 7  
 RIGHT HANDED: 4  
 LEFT HANDED: 3  
 Sc:1/20



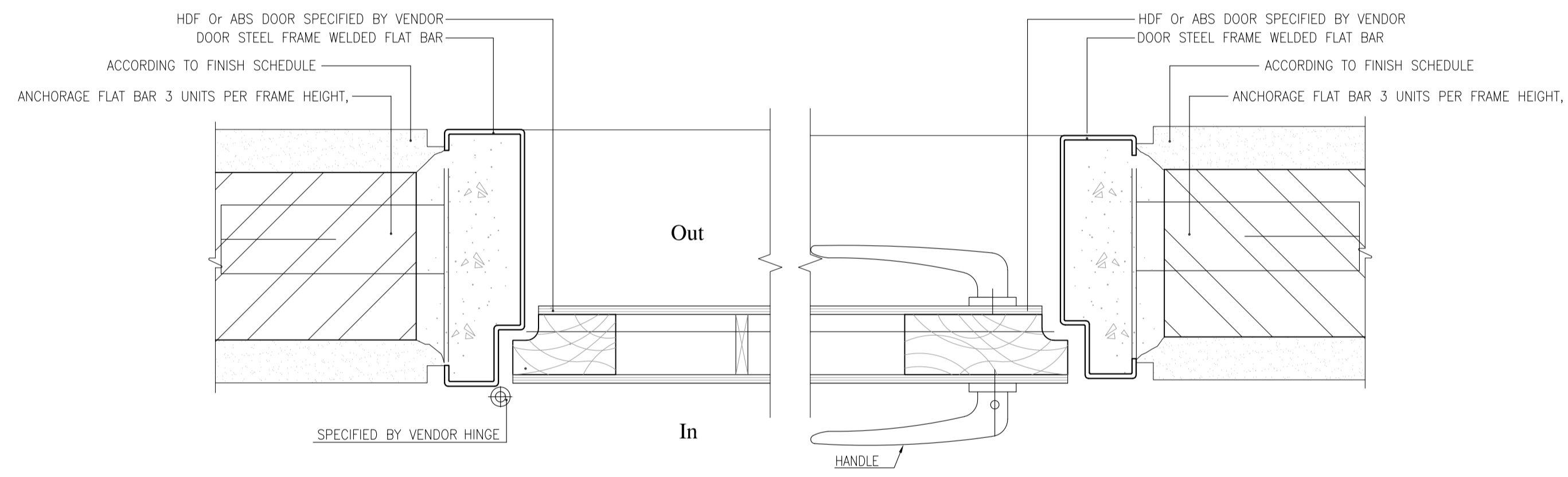
**UPVC DOOR - Type 2**  
 NUMBER: 1  
 RIGHT HANDED: -  
 LEFT HANDED: 1  
 Sc:1/20



**SECTION E-E**  
 Sc: 1:10



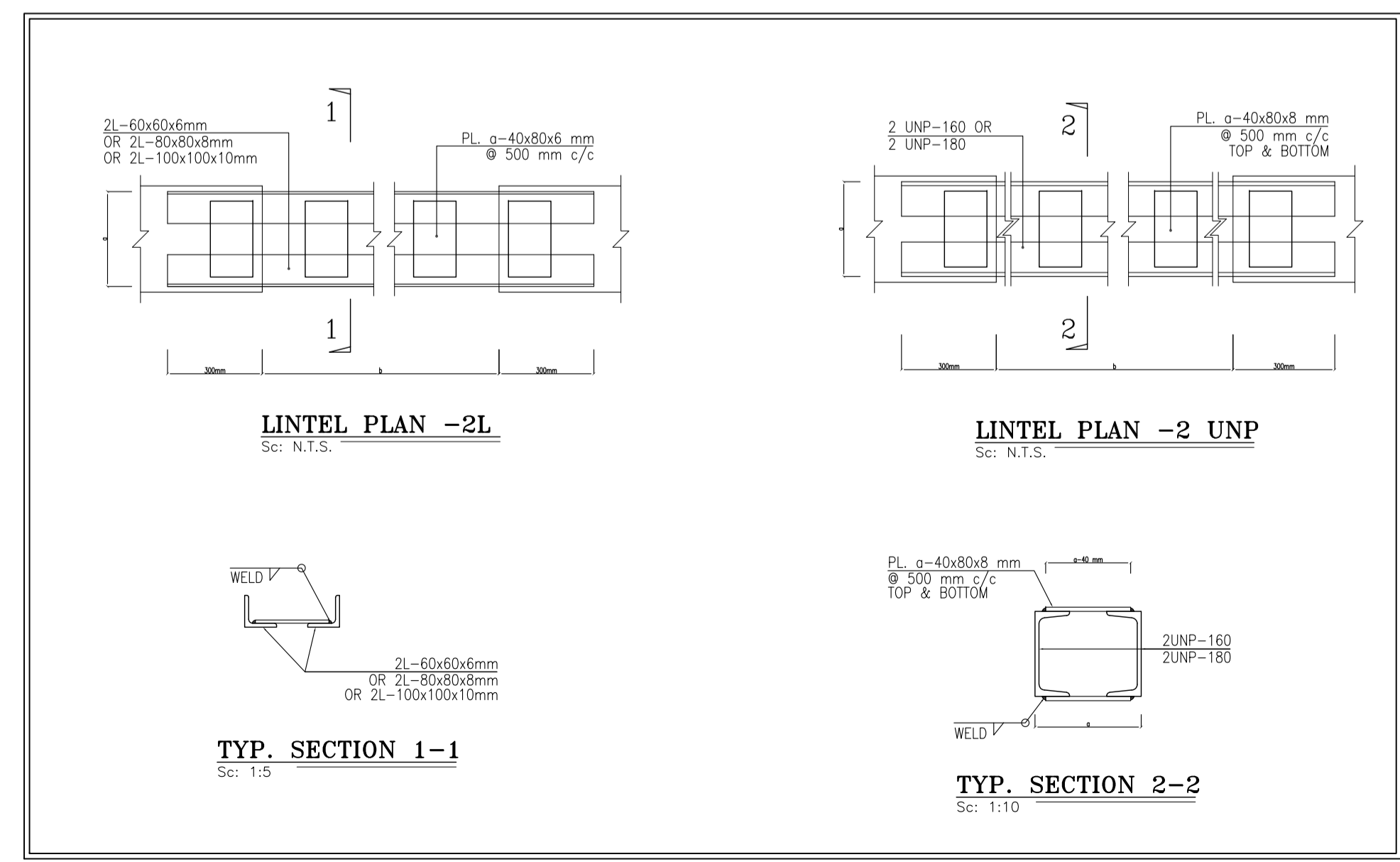
**SECTION F-F**  
 Sc: 1:10



**SECTION D-D**  
 Sc:1/5

WIDTH a	SPAN b mm	PROFILE mm	
		a=200	a=100
VARIES- IT DEPENDS ON WALL THICKNESS AND IT'S FINISHING. REFER TO ARCHITECTURAL DWGS.	b<1100	2L-60x60x6	UNP 100
	1100<b<1500	2L-80x80x8	UNP 100
	1600<b<2100	2L-100x100x10	2UNP 80
	2100<b<3000	2UNP 160	2UNP 100
	3000<b<3600	2UNP 180	2UNP 100

**LINTEL SCHEDULE**



**LINTEL PLAN -2L**  
 Sc: N.T.S.

**LINTEL PLAN -2 UNP**  
 Sc: N.T.S.

**TYP. SECTION 1-1**  
 Sc: 1:5

**TYP. SECTION 2-2**  
 Sc: 1:10

**REFERENCE**

REFERENCE. TITLE	REFERENCE. No.
FOUNDATION DRAWING	12003-D-ST-DWG-312-WHS-005
STRUCTURE DRAWING	12003-D-ST-DWG-312-WHS-006

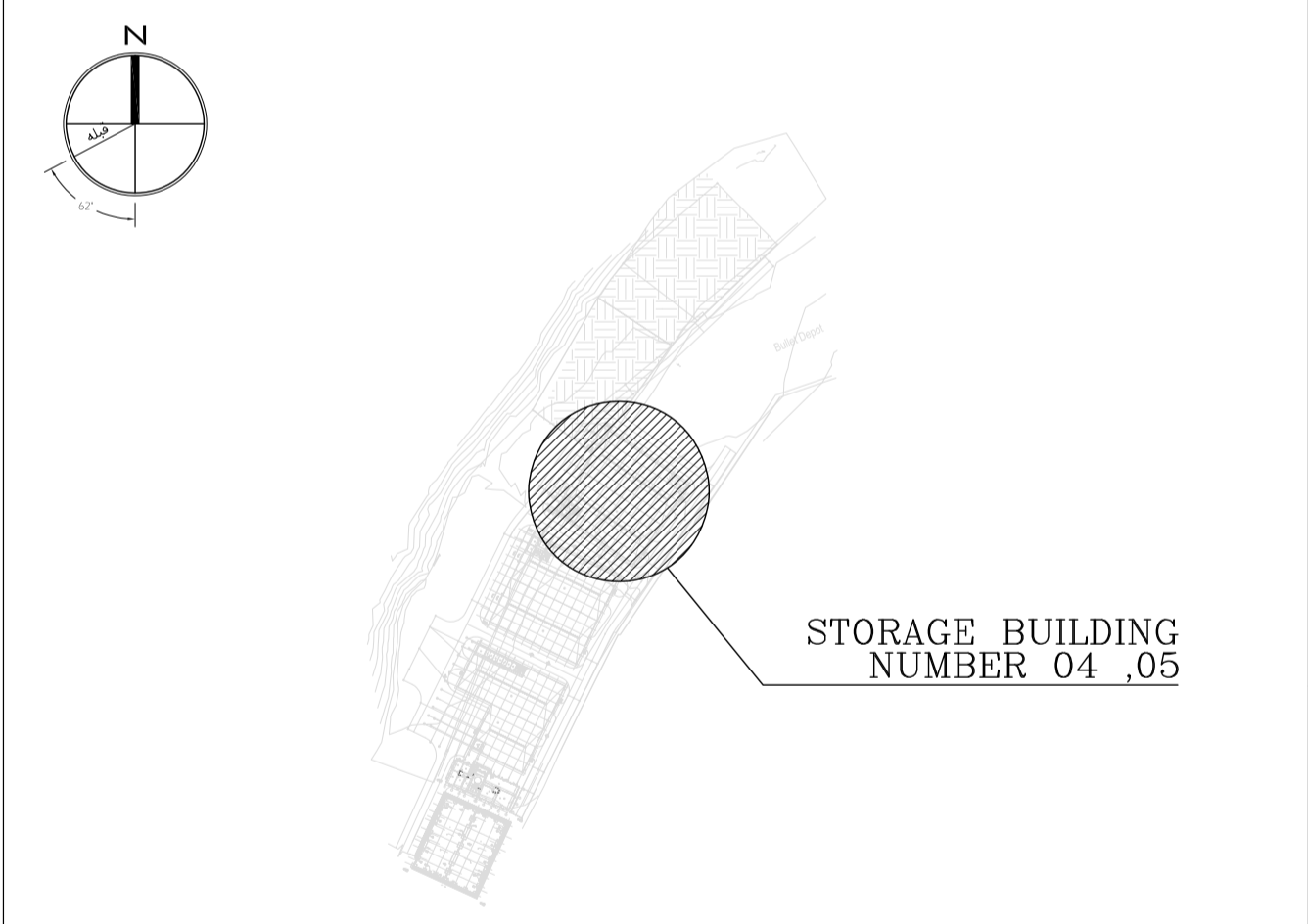
**NOTES**

- ALL DIMENSIONS ARE IN CENTIMETER & ALL ELEVATIONS ARE IN METER.
- ALL DIMENSIONS AND ELEVATIONS SHALL BE CHECKED BY THE CONTRACTOR PRIOR TO CONSTRUCTION.
- F.F.L. IN ARCHITECTURAL DOCUMENT IS EQUALS TO 2518.40
- CONTRACTOR SHALL COMPARE ALL ARCHITECTURAL, MECHANICAL, ELECTRICAL, PIPING AND STRUCTURAL DRAWINGS AND IN CASE OF ANY CONFLICTS OR DISCREPANCY, INFORM THE ENGINEER.
- ALL OPENINGS FOR PIPING/CABLING SHALL BE CONSIDERED AS PER RELATED DRAWINGS BEFORE CONSTRUCTION.

**LEGEND**

- AREA NAME :
- |                      |                   |
|----------------------|-------------------|
| ① WAREHOUSE          | ⑥ LOUNGE ROOM     |
| ② ENTRANCE           | ⑦ SUPERVISOR ROOM |
| ③ PANTRY             | ⑧ W.C             |
| ④ MANAGER ROOM       | ⑨ LOCKER & SHOWER |
| ⑤ PAYMENT ORDER ROOM | ⑩ PRAYER ROOM     |

**KEY PLAN**



REV.	DATE	DESCRIPTION	PREPARED	CHECKED	APPROVED	AUTHORIZED
04	02.02.2023	ISSUED FOR CONSTRUCTION	M.M&M.KH	M.AHMADI	H.NOROUZI	-
03	22.01.2023	ISSUED FOR APPROVAL	M.M&M.KH	M.AHMADI	H.NOROUZI	-
02	17.12.2022	ISSUED FOR APPROVAL	M.M&M.KH	M.AHMADI	H.NOROUZI	-
01	29.10.2022	ISSUED FOR APPROVAL	M.M&M.KH	M.AHMADI	H.NOROUZI	-
00	10.04.2022	ISSUED FOR REVIEW AND COMMENT	M.M&M.KH	M.AHMADI	H.NOROUZI	-

Client: **NICICO**  
 NATIONAL IRANIAN  
 COPPER INDUSTRIES Co.


Contractor: **Shargan**  
 Consultant Engineers

Project: **mobina**  
 Mobina Engineering Co.

Contractor: **NIPEC**

Title: **ARCHITECTURAL DETAIL DESIGN FOR SARCHESHMEH WAREHOUSE 4-5**

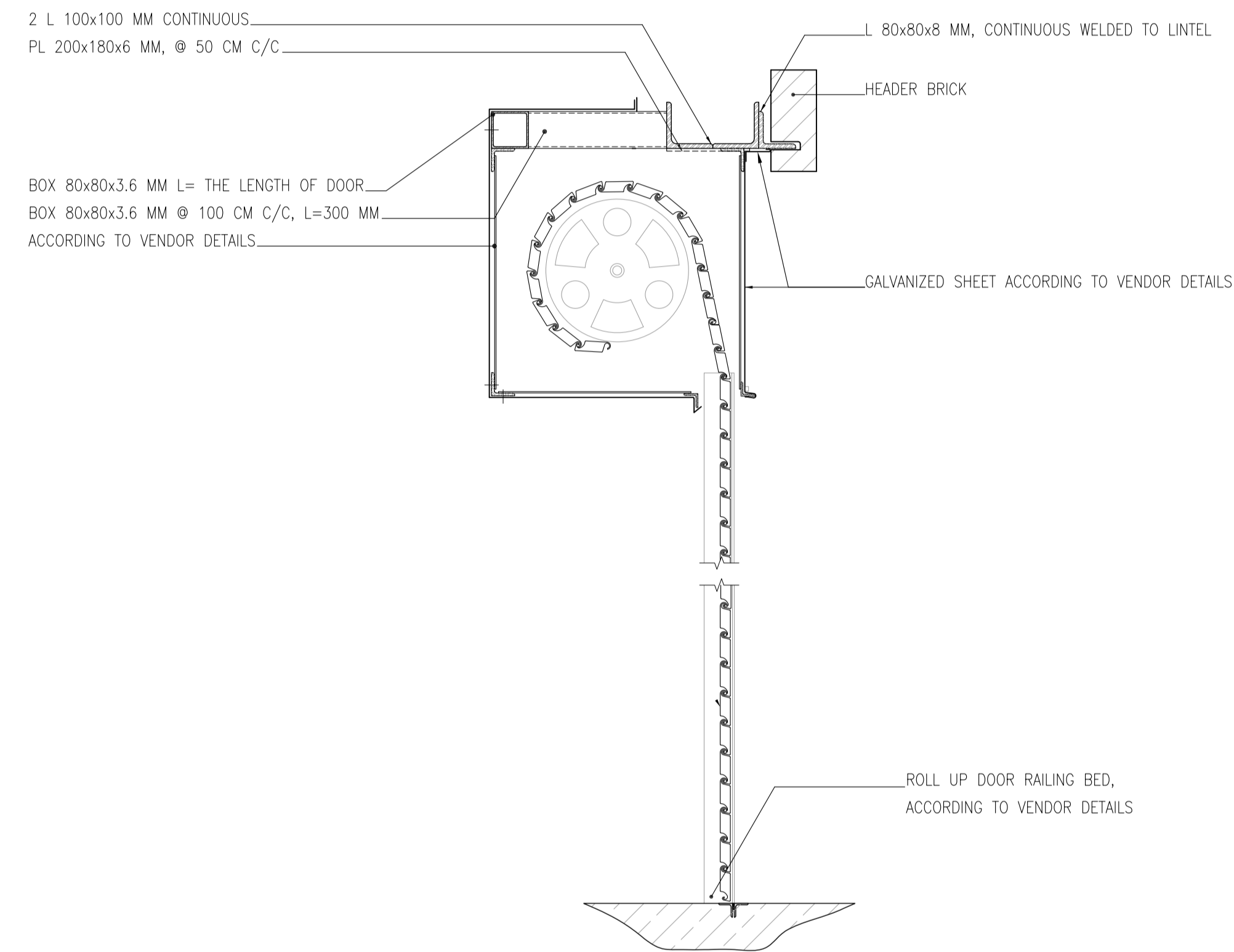
Document Number:	DATE	SIZE	SCALE	SHEET NO.	REV.
12003-D-AR-DWG-312-WHS-003	02.02.2023	A1	AS SHOWN	18 OF 24	04



**ROLL UP DOOR - Type 1**

NUMBER: 5  
 RIGHT HANDED: -  
 LEFT HANDED: -

Sc:1/20



**SECTION A-A**

Sc:1/10

**REFERENCE**

REFERENCE. TITLE	REFERENCE. No.
FOUNDATION DRAWING	12003-D-ST-DWG-312-WHS-005
STRUCTURE DRAWING	12003-D-ST-DWG-312-WHS-006

**NOTES**

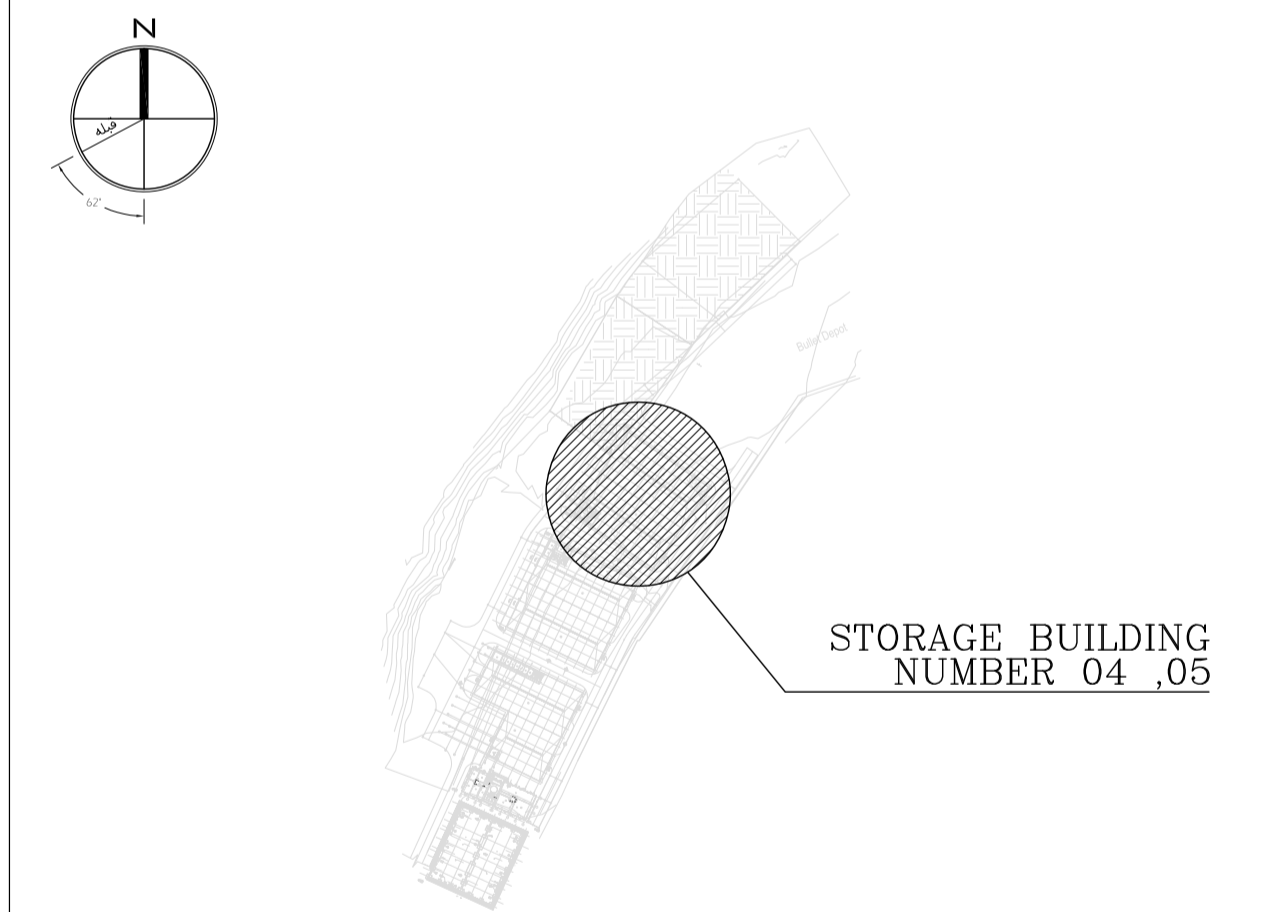
1. ALL DIMENSIONS ARE IN CENTIMETER & ALL ELEVATIONS ARE IN METER.
2. ALL DIMENSIONS AND ELEVATIONS SHALL BE CHECKED BY THE CONTRACTOR PRIOR TO CONSTRUCTION.
3. F.F.L. IN ARCHITECTURAL DOCUMENT IS EQUALS TO 2518.40
4. CONTRACTOR SHALL COMPARE ALL ARCHITECTURAL, MECHANICAL, ELECTRICAL, PIPING AND STRUCTURAL DRAWINGS AND IN CASE OF ANY CONFLICTS OR DISCREPANCY, INFORM THE ENGINEER.
5. ALL OPENINGS FOR PIPING/CABLING SHALL BE CONSIDERED AS PER RELATED DRAWINGS BEFORE CONSTRUCTION.

**LEGEND**

AREA NAME :

- |                      |                   |
|----------------------|-------------------|
| ① WAREHOUSE          | ⑥ LOUNGE ROOM     |
| ② ENTRANCE           | ⑦ SUPERVISOR ROOM |
| ③ PANTRY             | ⑧ W.C             |
| ④ MANAGER ROOM       | ⑨ LOCKER & SHOWER |
| ⑤ PAYMENT ORDER ROOM | ⑩ PRAYER ROOM     |

**KEY PLAN**



REV.	DATE	DESCRIPTION	PREPARED	CHECKED	APPROVED	AUTHORIZED
04	02.02.2023	ISSUED FOR CONSTRUCTION	M.MA&M.KH	M.AHMADI	H.NOROUZI	-
03	22.01.2023	ISSUED FOR APPROVAL	M.MA&M.KH	M.AHMADI	H.NOROUZI	-
02	17.12.2022	ISSUED FOR APPROVAL	M.MA&M.KH	M.AHMADI	H.NOROUZI	-
01	29.10.2022	ISSUED FOR APPROVAL	M.MA&M.KH	M.AHMADI	H.NOROUZI	-
00	10.04.2022	ISSUED FOR REVIEW AND COMMENT	M.MA&M.KH	M.AHMADI	H.NOROUZI	-

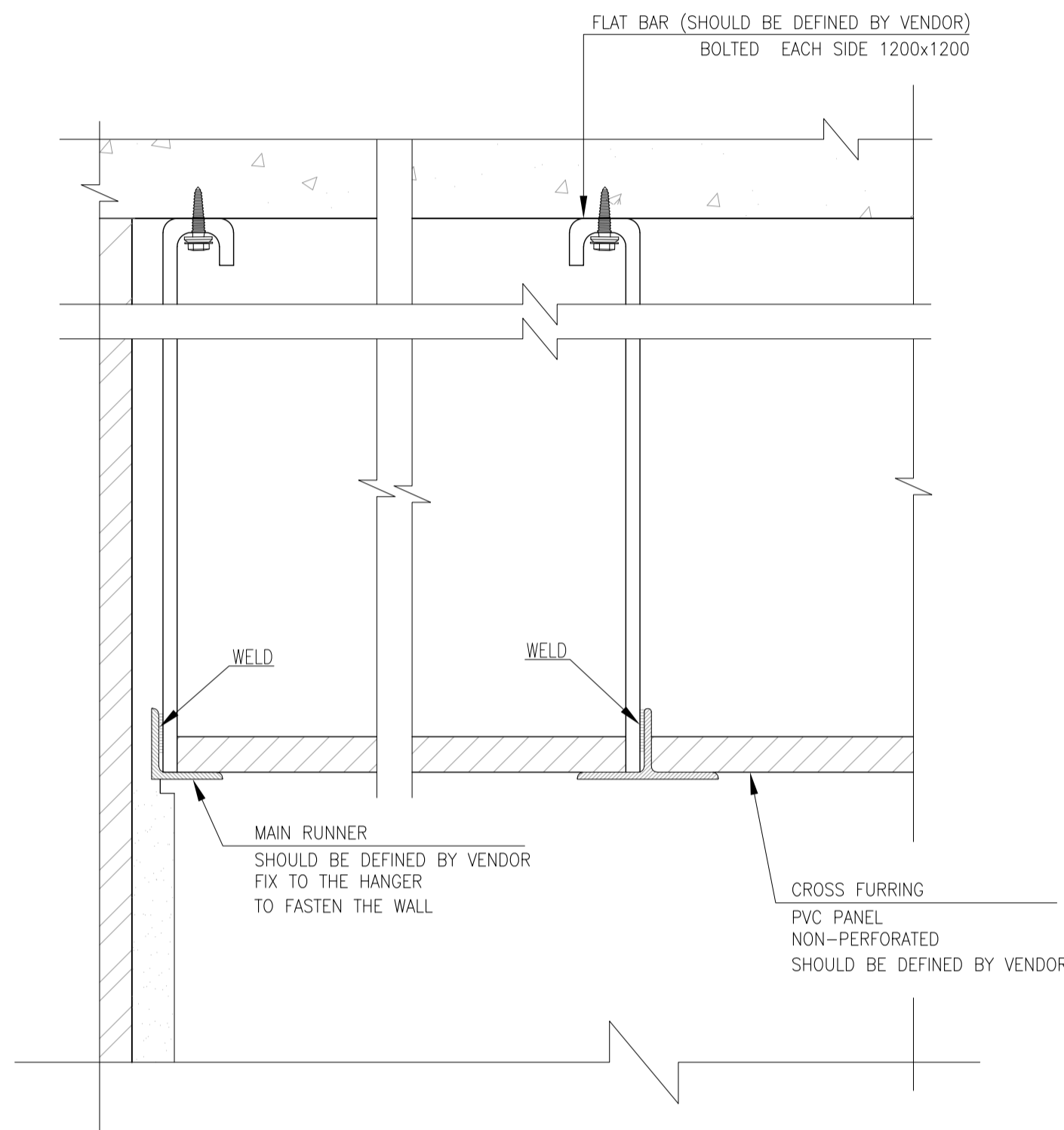
Client: Consultant:

MC: Contractor:

Project: **Sarcheshmeh Copper Concentrator Expansion Plant (Phase.3)**

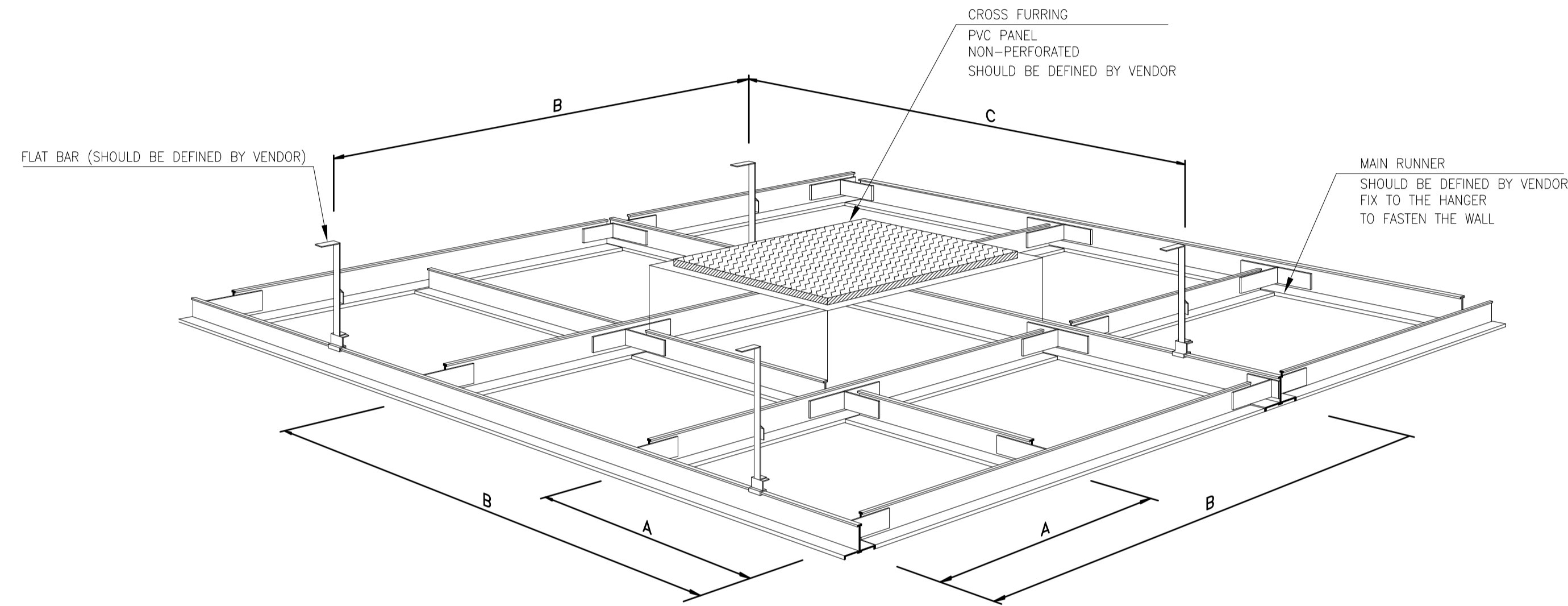
Title: **ARCHITECTURAL DETAIL DESIGN FOR SARCHESHMEH WAREHOUSE 4-5**

Document Number:	DATE	SIZE	SCALE	SHEET NO.	REV. CLIENT	REV. VENDOR
12003-D-AR-DWG-312-WHS-003	02.02.2023	A1	AS SHOWN	19 OF 24	04	04



**TYPICAL DETAILS OF PVC SUSPENDED CELING**

N.T.S.C. SUSPENDED CEILING PVC DECORATIVE  
THIS DETAIL SHOULD BE READ IN CONJUNCTION WITH SUSPENDED  
CEILING MANUFACTURER DETAILS.



**SCHMATIC ISOMETRIC**

A: TILES DIMENTION 300 mm.WHEN NEEDED  
B: MAX.1200mm.  
C: 1200-1200mm.

**TYPICAL DETAILS OF PVC SUSPENDED CELING**

N.T.S.C. SUSPENDED CEILING PVC DECORATIVE  
THIS DETAIL SHOULD BE READ IN CONJUNCTION WITH SUSPENDED  
CEILING MANUFACTURER DETAILS.

**REFERENCE**

REFERENCE. TITLE	REFERENCE. No.
FOUNDATION DRAWING	12003-D-ST-DWG-312-WHS-005
STRUCTURE DRAWING	12003-D-ST-DWG-312-WHS-006

**NOTES**

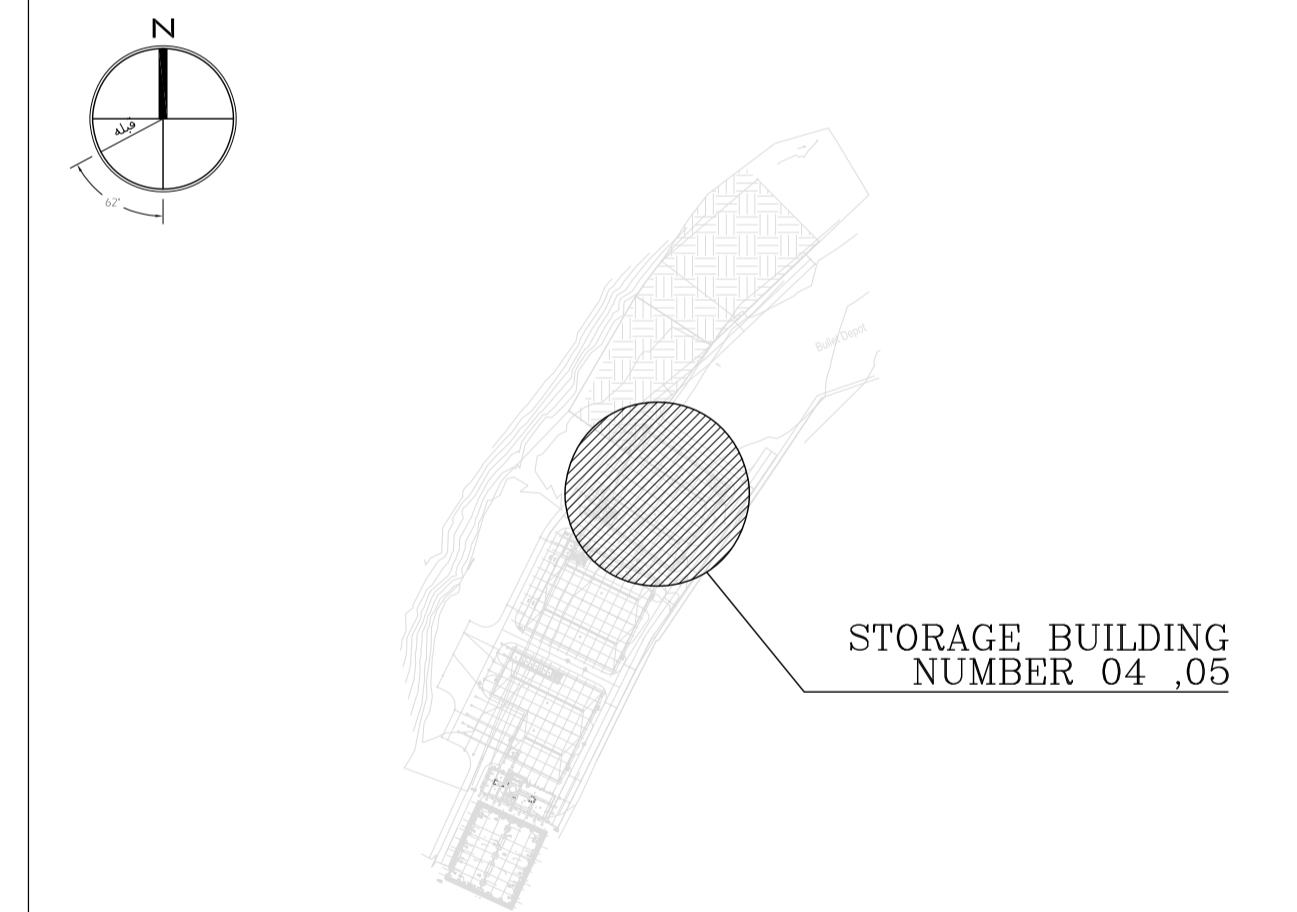
1. ALL DIMENSIONS ARE IN CENTIMETER & ALL ELEVATIONS ARE IN METER.
2. ALL DIMENSIONS AND ELEVATIONS SHALL BE CHECKED BY THE CONTRACTOR PRIOR TO CONSTRUCTION.
3. F.F.L. IN ARCHITECTURAL DOCUMENT IS EQUALS TO 2518.40
4. CONTRACTOR SHALL COMPARE ALL ARCHITECTURAL, MECHANICAL, ELECTRICAL, PIPING AND STRUCTURAL DRAWINGS AND IN CASE OF ANY CONFLICTS OR DISCREPANCY, INFORM THE ENGINEER.
5. ALL OPENINGS FOR PIPING/CABLING SHALL BE CONSIDERED AS PER RELATED DRAWINGS BEFORE CONSTRUCTION.

**LEGEND**

**AREA NAME :**

- |                      |                   |
|----------------------|-------------------|
| ① WAREHOUSE          | ⑥ LOUNGE ROOM     |
| ② ENTRANCE           | ⑦ SUPERVISOR ROOM |
| ③ PANTRY             | ⑧ W.C             |
| ④ MANAGER ROOM       | ⑨ LOCKER & SHOWER |
| ⑤ PAYMENT ORDER ROOM | ⑩ PRAYER ROOM     |

**KEY PLAN**



REV.	DATE	DESCRIPTION	PREPARED	CHECKED	APPROVED	AUTHORIZED
04	02.02.2023	ISSUED FOR CONSTRUCTION	M.MA&M.KH	M.AHMADI	H.NOROUZI	-
03	22.01.2023	ISSUED FOR APPROVAL	M.MA&M.KH	M.AHMADI	H.NOROUZI	-
02	17.12.2022	ISSUED FOR APPROVAL	M.MA&M.KH	M.AHMADI	H.NOROUZI	-
01	29.10.2022	ISSUED FOR APPROVAL	M.MA&M.KH	M.AHMADI	H.NOROUZI	-
00	10.04.2022	ISSUED FOR REVIEW AND COMMENT	M.MA&M.KH	M.AHMADI	H.NOROUZI	-

Client: **NICICO**  
NATIONAL IRANIAN  
COPPER INDUSTRIES Co.

MC: **Shargan**  
Consultant Engineers

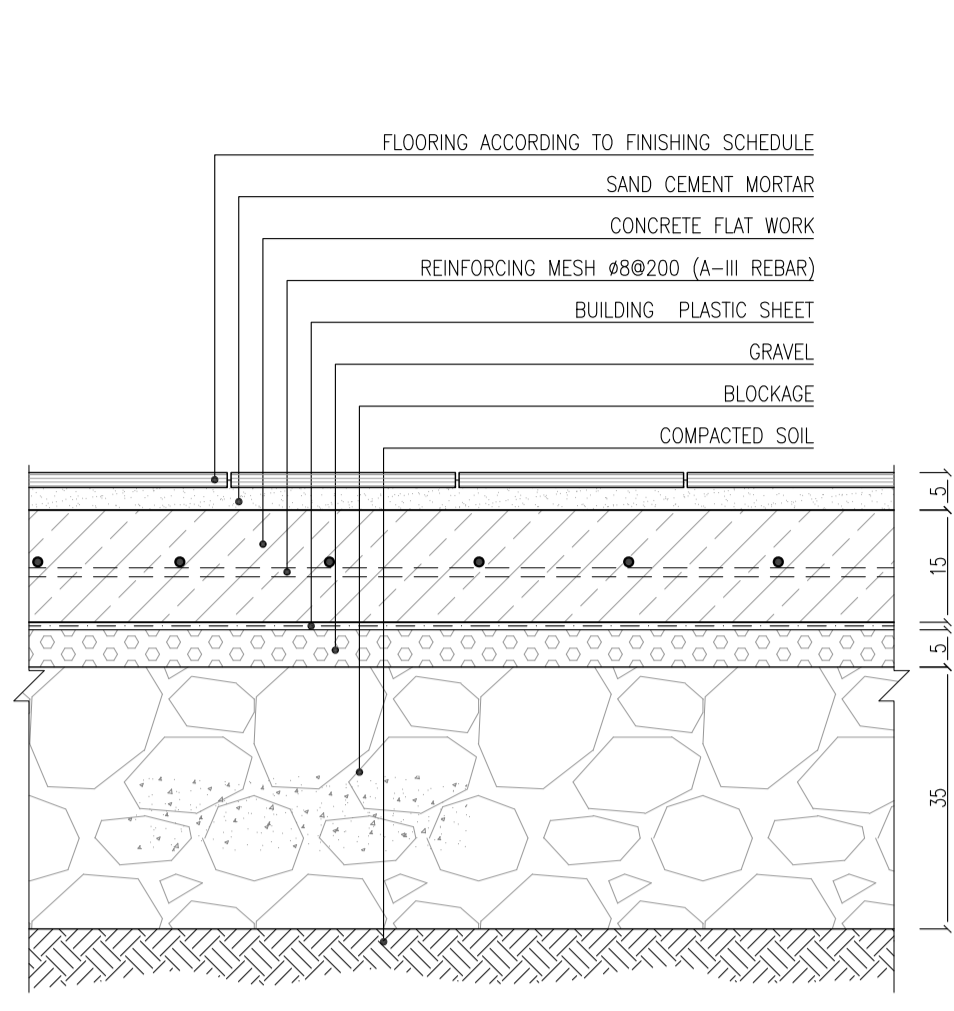
Consultant: **mobina**  
Mobina Engineering Co.

Contractor: **NIPEC**

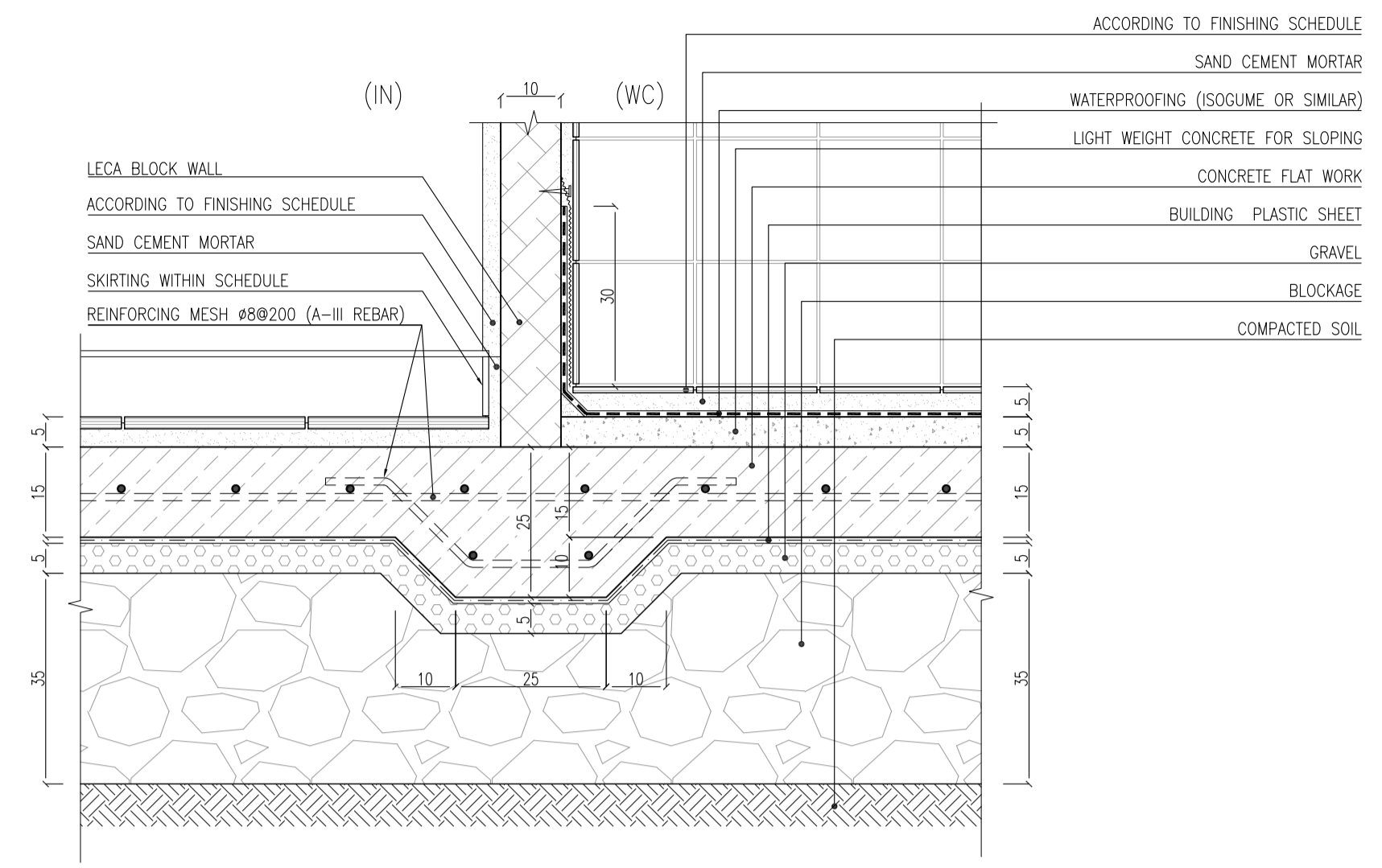
Project: **Sarcheshmeh Copper Concentrator Expansion Plant (Phase.3)**

Title: **ARCHITECTURAL DETAIL DESIGN FOR  
SARCHESHMEH WAREHOUSE 4-5**

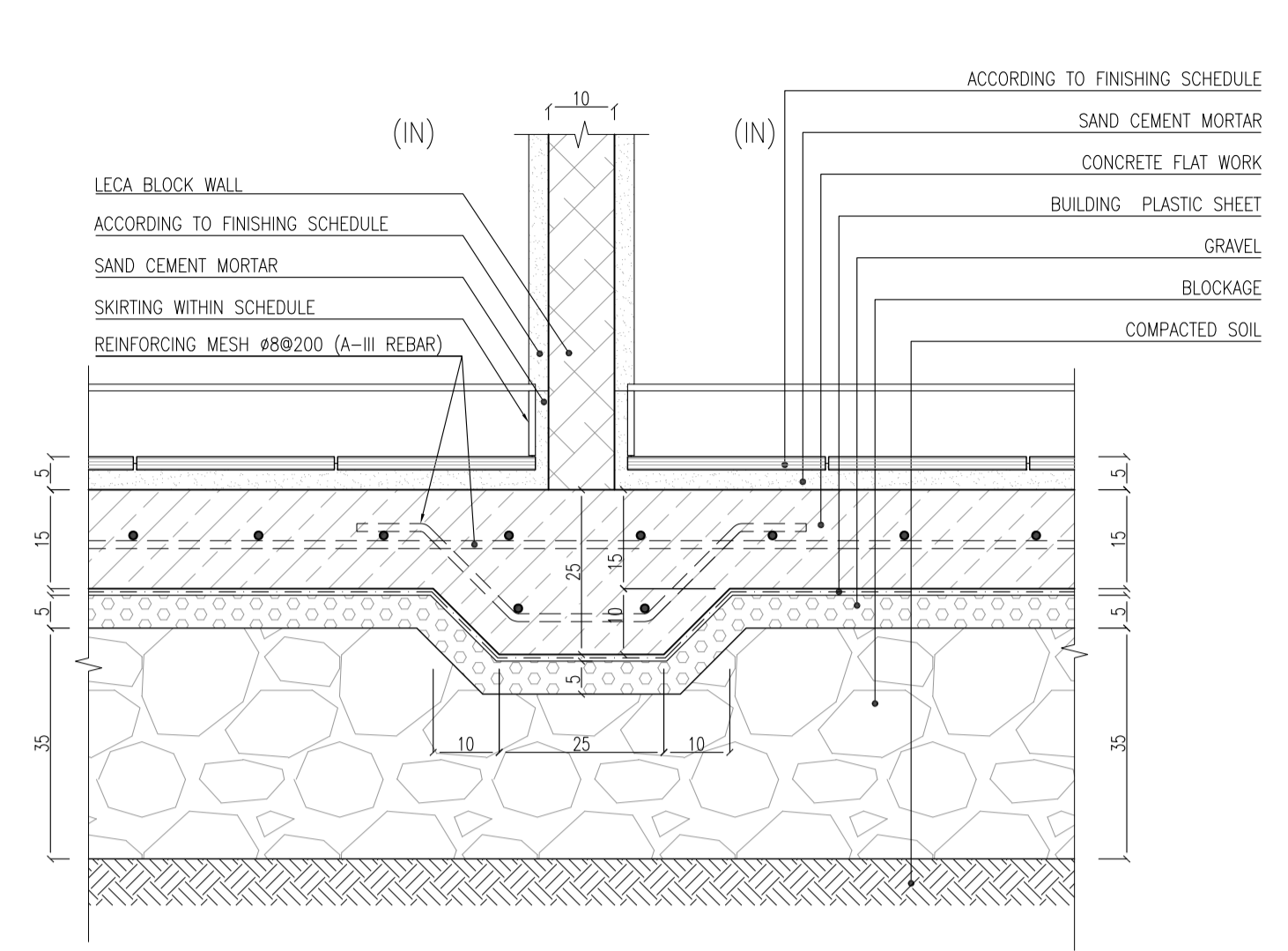
Document Number:	DATE	SIZE	SCALE	SHEET NO.	REV.
12003-D-AR-DWG-312-WHS-003	02.02.2023	A1	AS SHOWN	20 OF 24	04



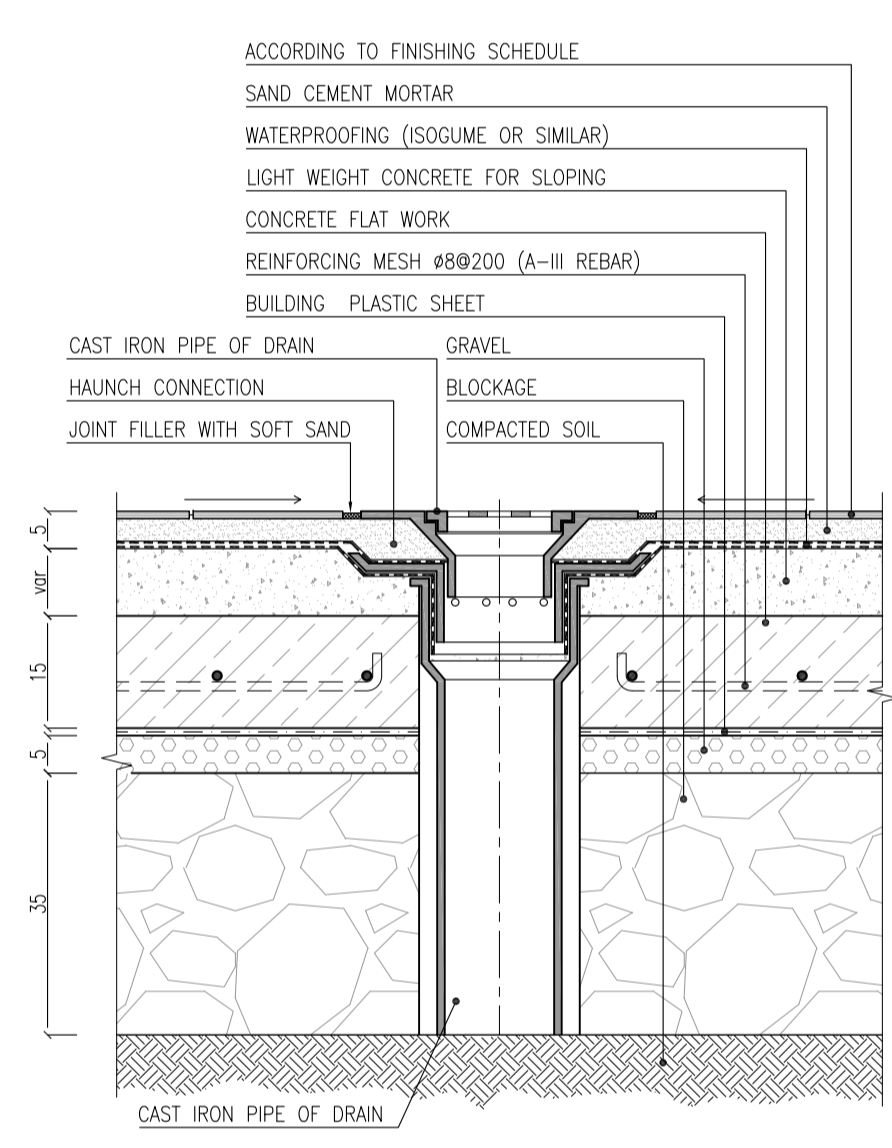
**FLOORING DETAIL (GROUND FLOOR)**  
Sc:1/10



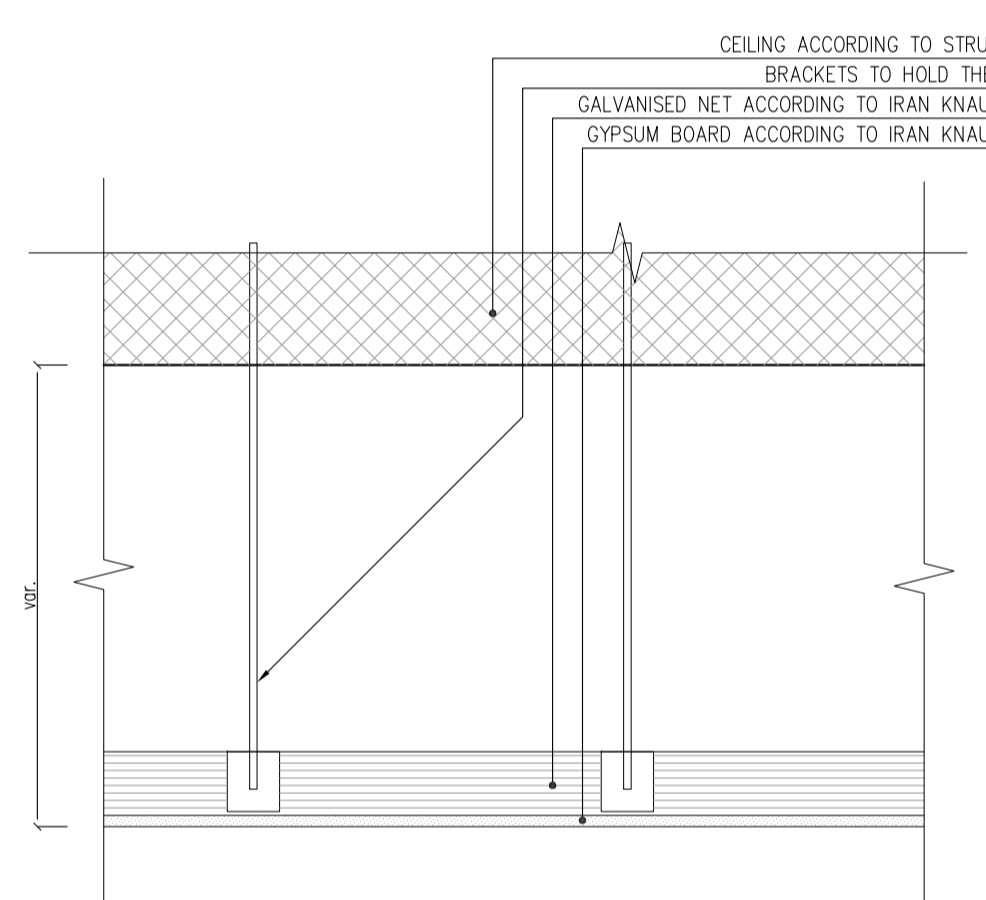
**INTERNAL WALL DETAIL (GROUND FLOOR)**  
Sc:1/10



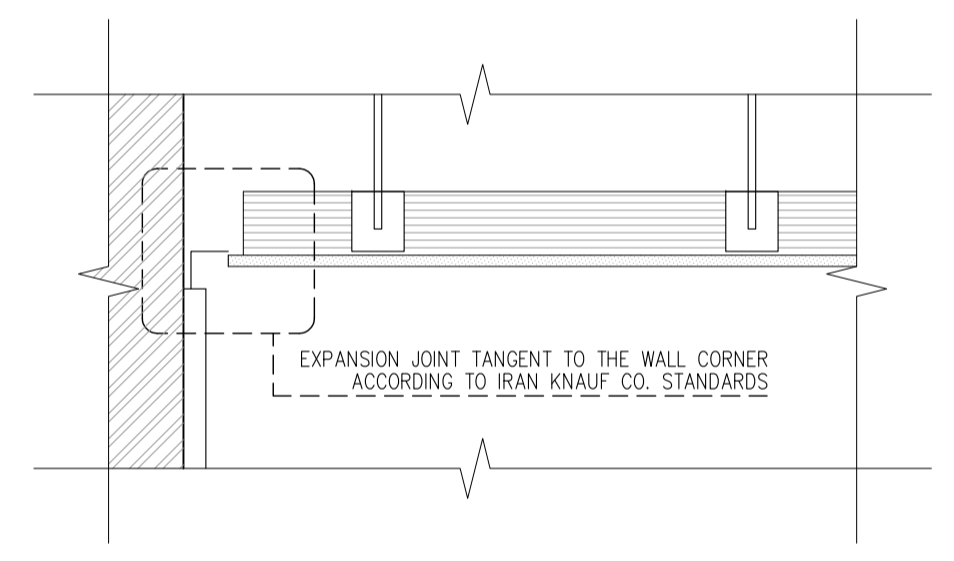
**INTERNAL WALL DETAIL (GROUND FLOOR)**  
Sc:1/10



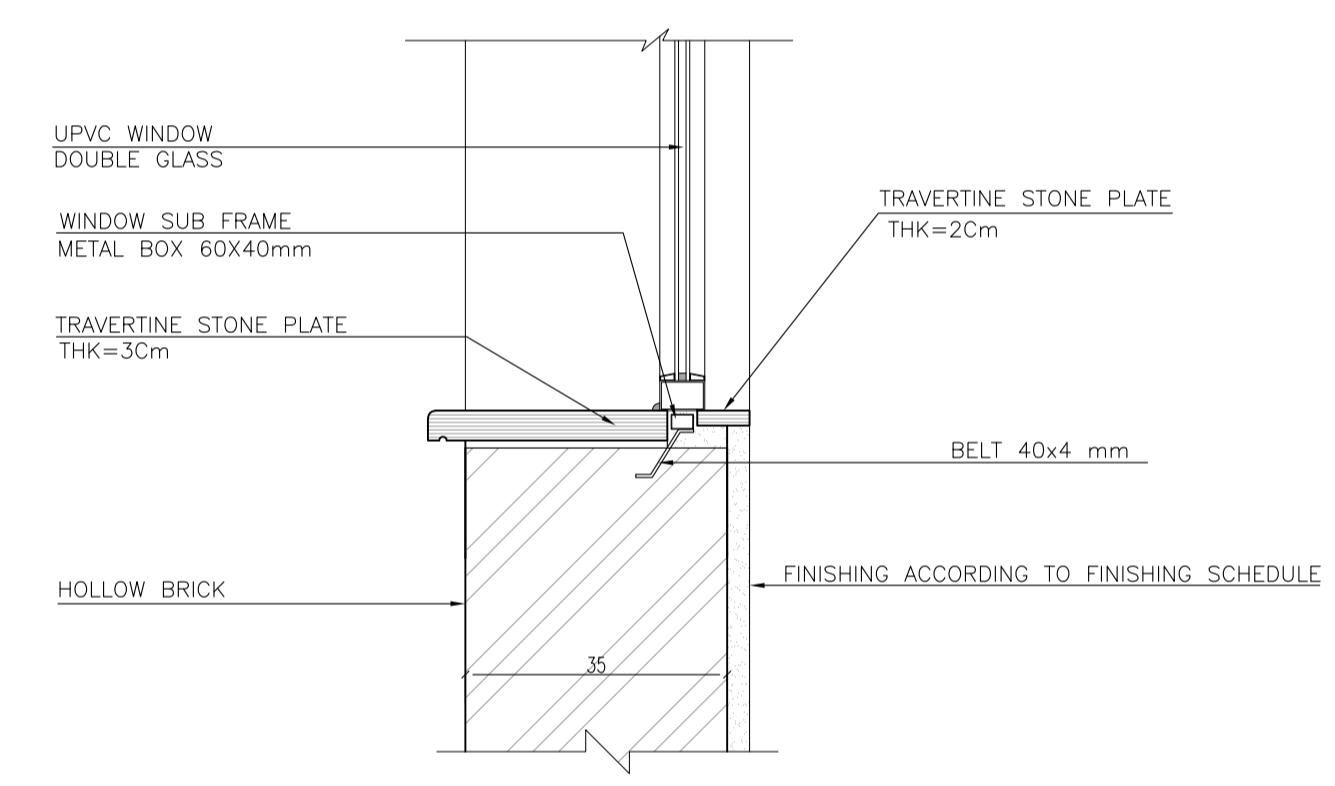
**DRAIN DETAIL (GROUND FLOORS)**  
Sc:1/10



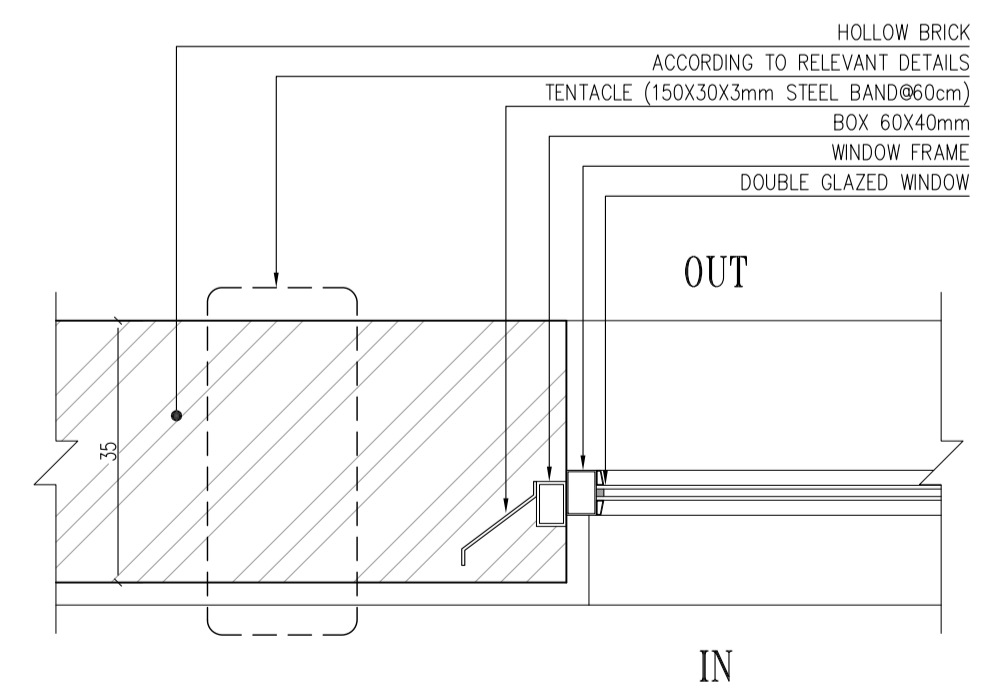
**KNAUF SUSPENDED CEILING DETAILS**  
Sc:1/10



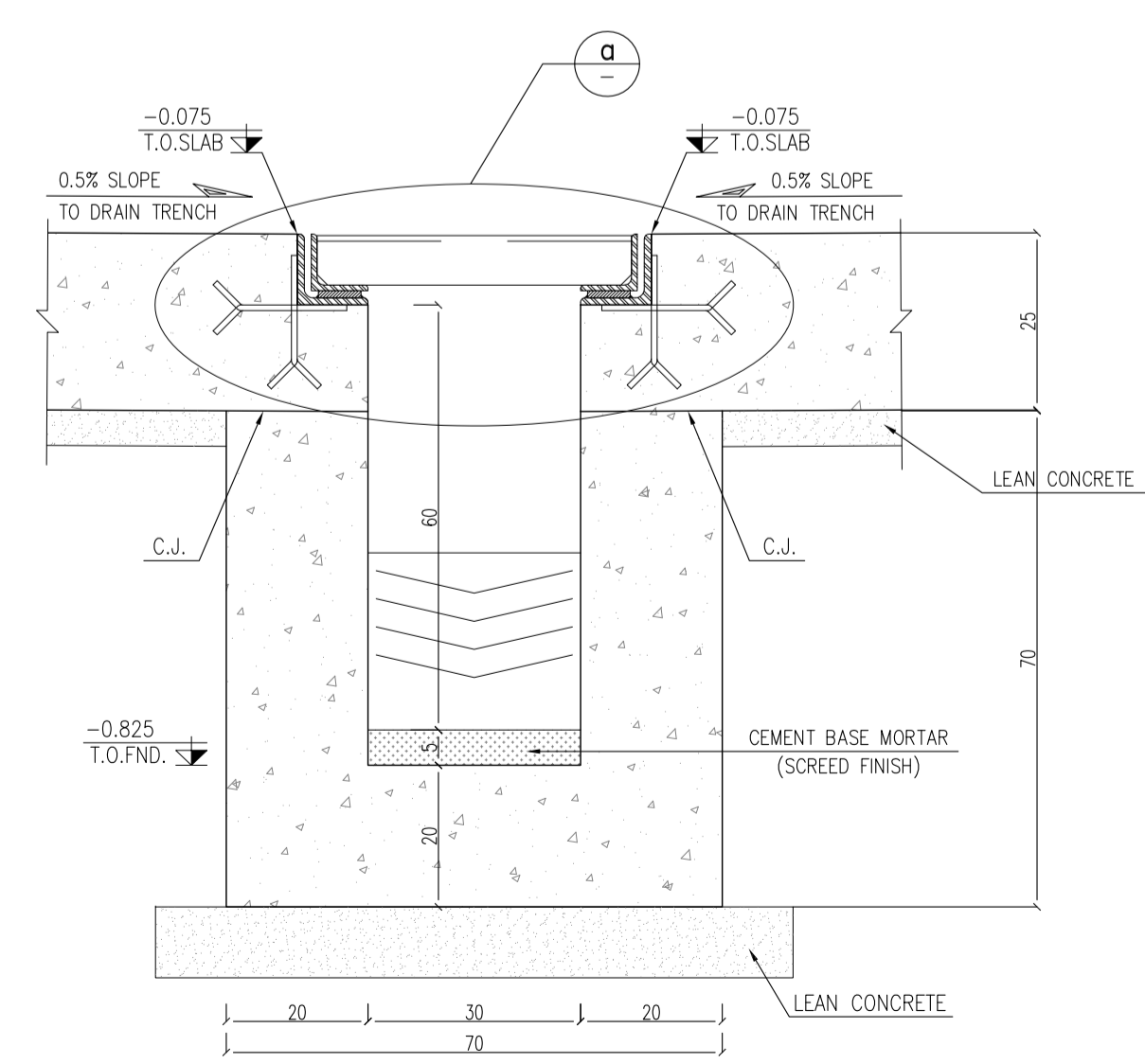
**EXPANSION JOINT DETAIL OF SUSPENDED CEILING**  
Sc:1/10



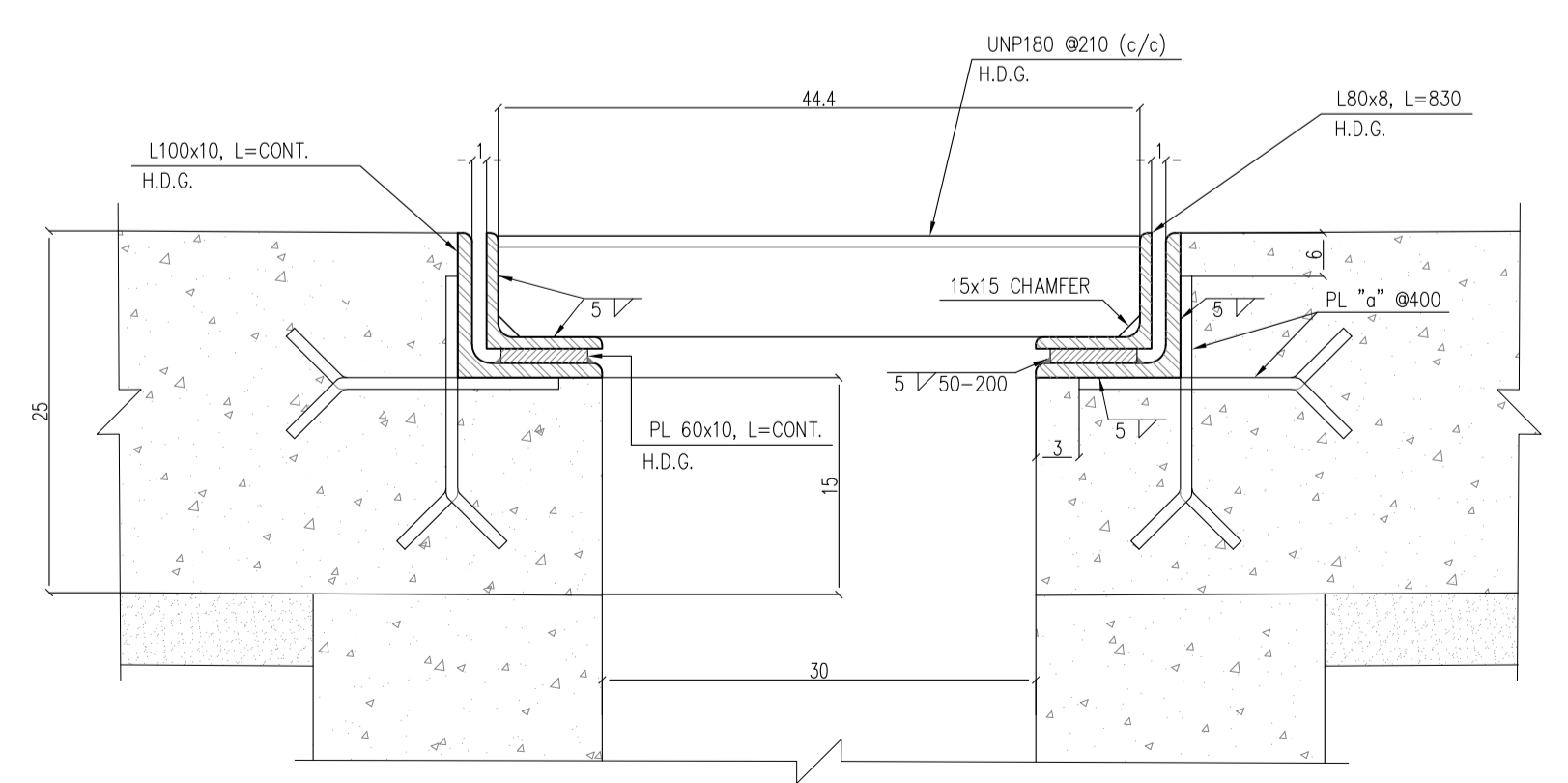
**WINDOW SILL TYPICAL DETAIL**  
Sc:1/10



**WINDOW LATERAL DETAIL**  
Sc:1/10



**TYPICAL DETAILS FOR DRAIN TRENCH**  
Sc:1/10



**DETAILS - a**  
Sc:1/5

**REFERENCE**

REFERENCE. TITLE	REFERENCE. No.
FOUNDATION DRAWING	12003-D-ST-DWG-312-WHS-005
STRUCTURE DRAWING	12003-D-ST-DWG-312-WHS-006

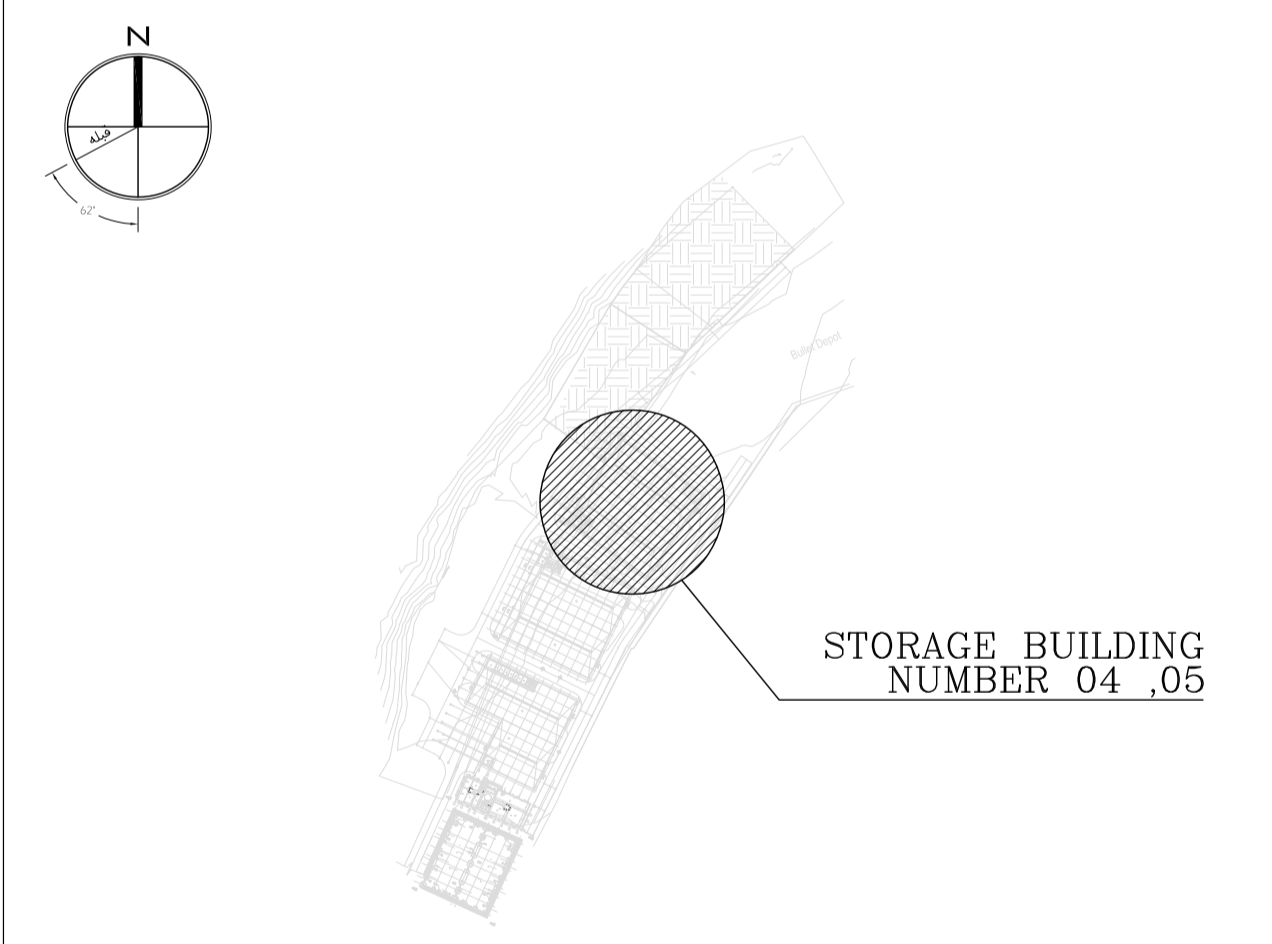
**NOTES**

- ALL DIMENSIONS ARE IN CENTIMETER & ALL ELEVATIONS ARE IN METER.
- ALL DIMENSIONS AND ELEVATIONS SHALL BE CHECKED BY THE CONTRACTOR PRIOR TO CONSTRUCTION.
- F.F.L. IN ARCHITECTURAL DOCUMENT IS EQUALS TO 2518.40
- CONTRACTOR SHALL COMPARE ALL ARCHITECTURAL, MECHANICAL, ELECTRICAL, PIPING AND STRUCTURAL DRAWINGS AND IN CASE OF ANY CONFLICTS OR DISCREPANCY, INFORM THE ENGINEER.
- ALL OPENINGS FOR PIPING/CABLING SHALL BE CONSIDERED AS PER RELATED DRAWINGS BEFORE CONSTRUCTION.

**LEGEND**

- AREA NAME :
- |                      |                   |
|----------------------|-------------------|
| ① WAREHOUSE          | ⑥ LOUNGE ROOM     |
| ② ENTRANCE           | ⑦ SUPERVISOR ROOM |
| ③ PANTRY             | ⑧ W.C             |
| ④ MANAGER ROOM       | ⑨ LOCKER & SHOWER |
| ⑤ PAYMENT ORDER ROOM | ⑩ PRAYER ROOM     |

**KEY PLAN**



REV.	DATE	DESCRIPTION	PREPARED	CHECKED	APPROVED	AUTHORIZED
04	02.02.2023	ISSUED FOR CONSTRUCTION	M.M&M.KH	M.AHMADI	H.NOROZI	-
03	22.01.2023	ISSUED FOR APPROVAL	M.M&M.KH	M.AHMADI	H.NOROZI	-
02	17.12.2022	ISSUED FOR APPROVAL	M.M&M.KH	M.AHMADI	H.NOROZI	-
01	29.10.2022	ISSUED FOR APPROVAL	M.M&M.KH	M.AHMADI	H.NOROZI	-
00	10.04.2022	ISSUED FOR REVIEW AND COMMENT	M.M&M.KH	M.AHMADI	H.NOROZI	-

Client: **NICICO NATIONAL IRANIAN COPPER INDUSTRIES Co.**

MC: **Shargan Consultant Engineers**

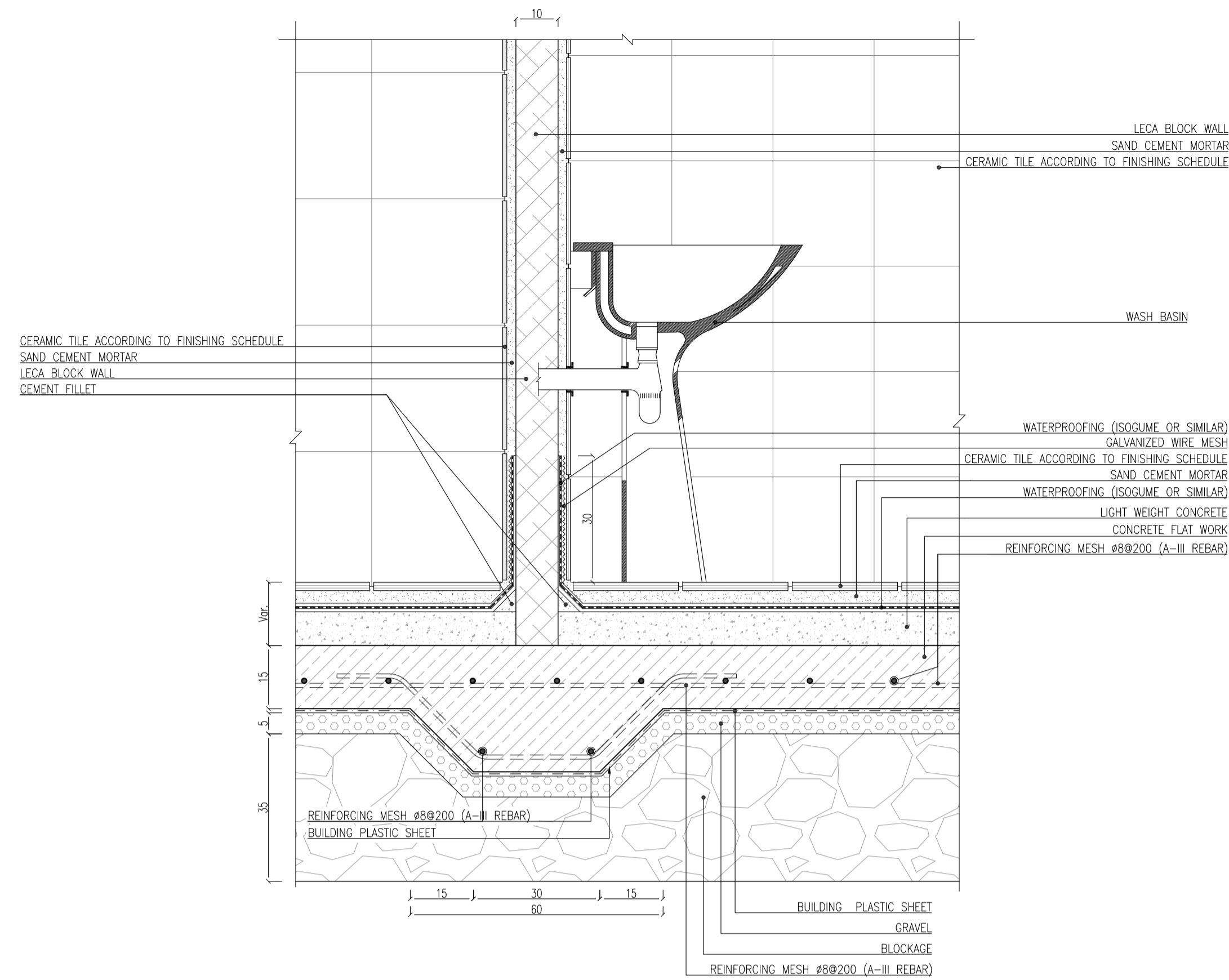
Consultant: **Mobina Engineering Co.**

Contractor: **NIPEC**

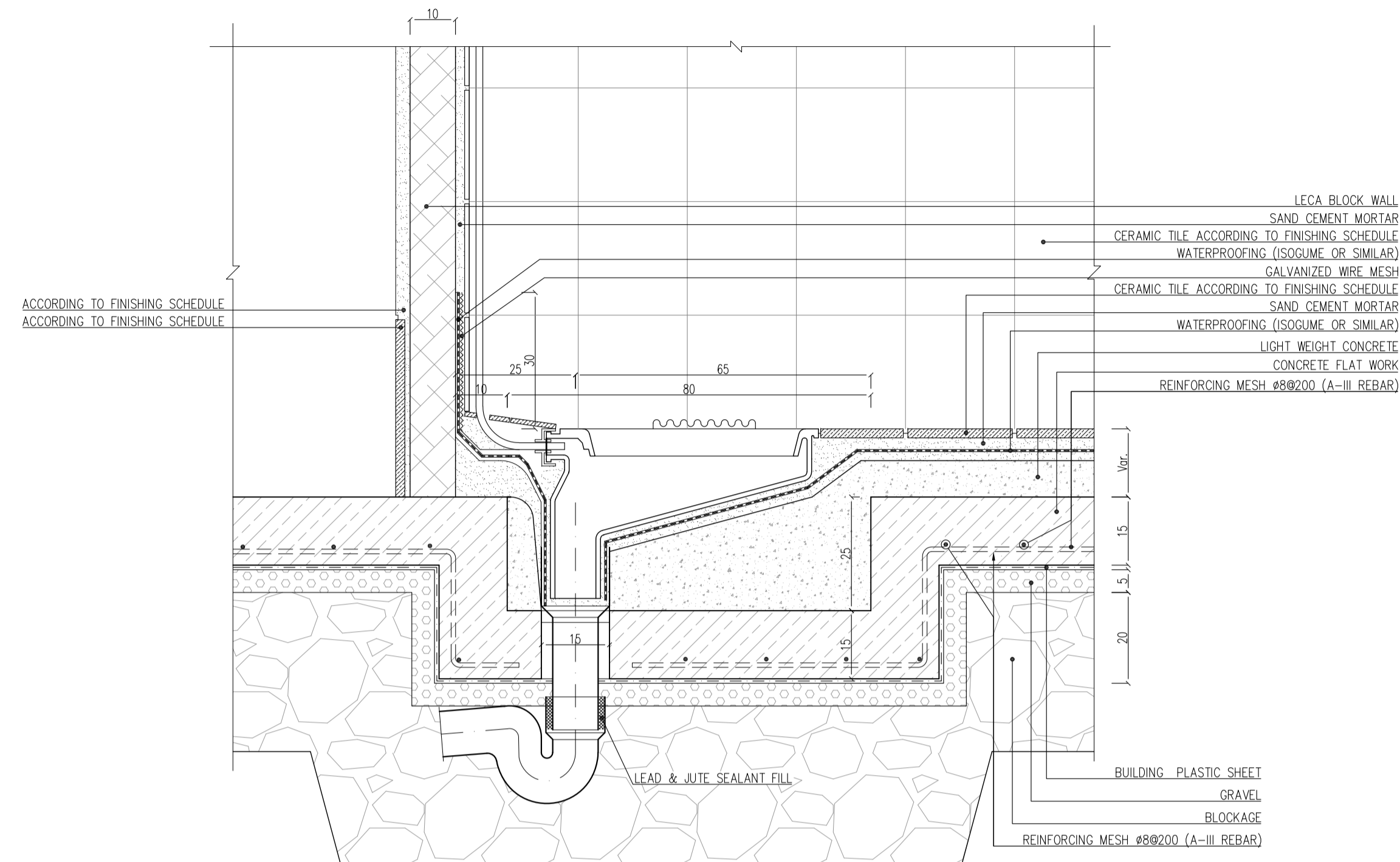
Project: **Sarcheshmeh Copper Concentrator Expansion Plant (Phase.3)**

Title: **ARCHITECTURAL DETAIL DESIGN FOR SARCHESHMEH WAREHOUSE 4-5**

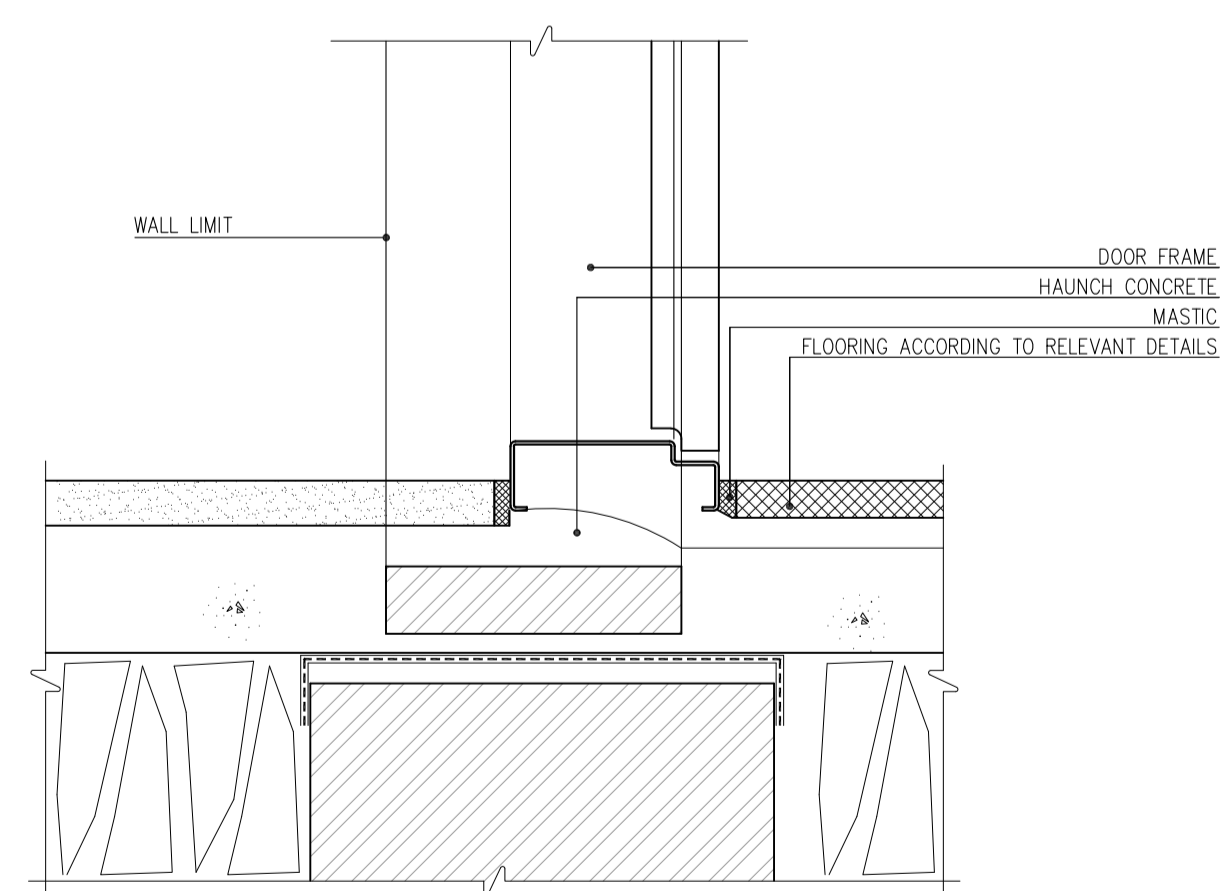
Document Number:	DATE	SIZE	SCALE	SHEET NO.	REV.
12003-D-AR-DWG-312-WHS-003	02.02.2023	A1	AS SHOWN	21 OF 24	04 04



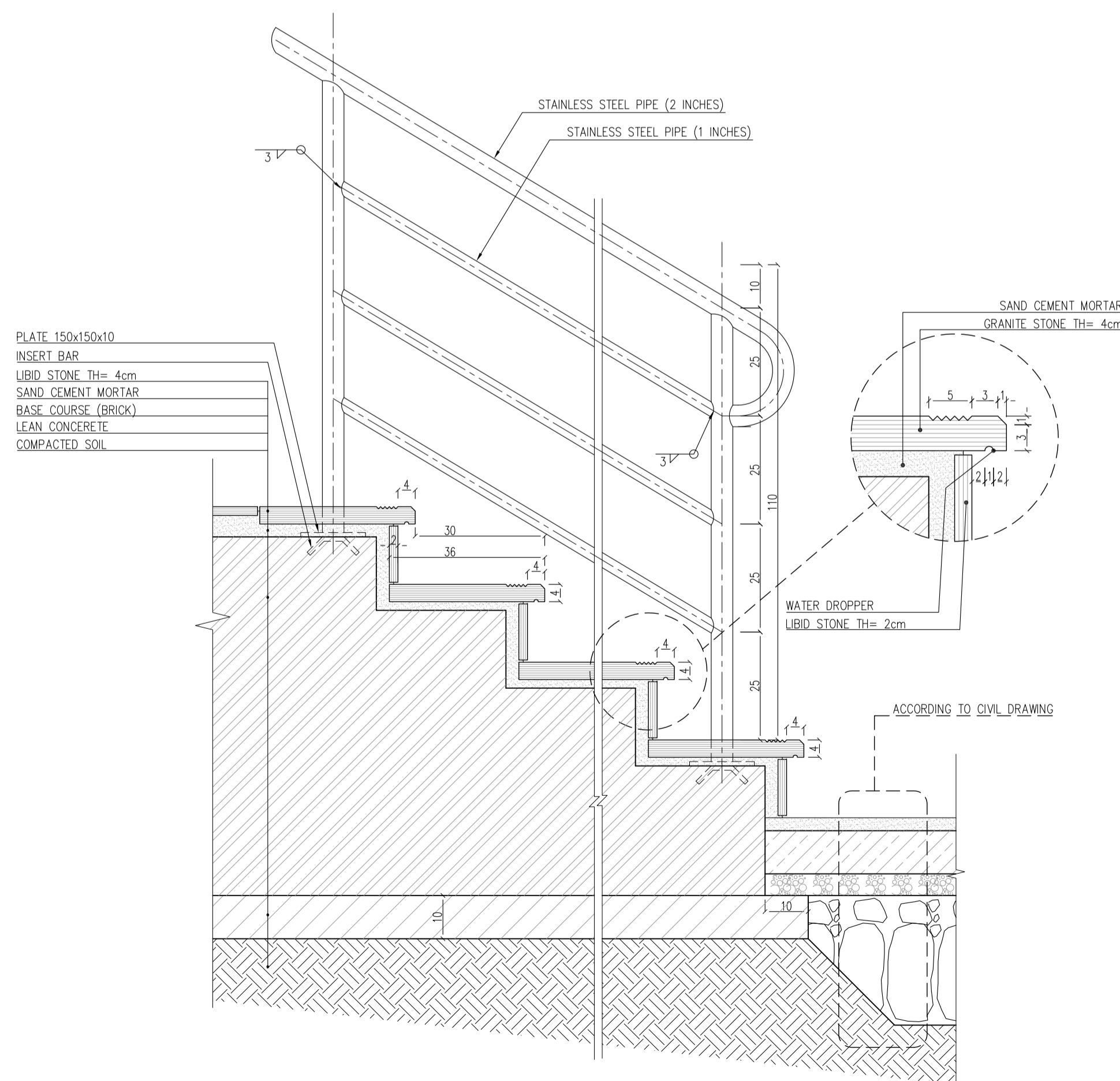
**BASIN INSTALLATION DETAIL**  
Sc:1/10



**TOILET BOWL INSTALLATION DETAIL**  
Sc:1/10



**THRESHOLD DETAIL (GROUND FLOOR)**  
Sc: N.T.S.



**EXTERNAL STAIR DETAIL**  
Sc:1/10

**REFERENCE**

REFERENCE. TITLE	REFERENCE. No.
FOUNDATION DRAWING	12003-D-ST-DWG-312-WHS-005
STRUCTURE DRAWING	12003-D-ST-DWG-312-WHS-006

**NOTES**

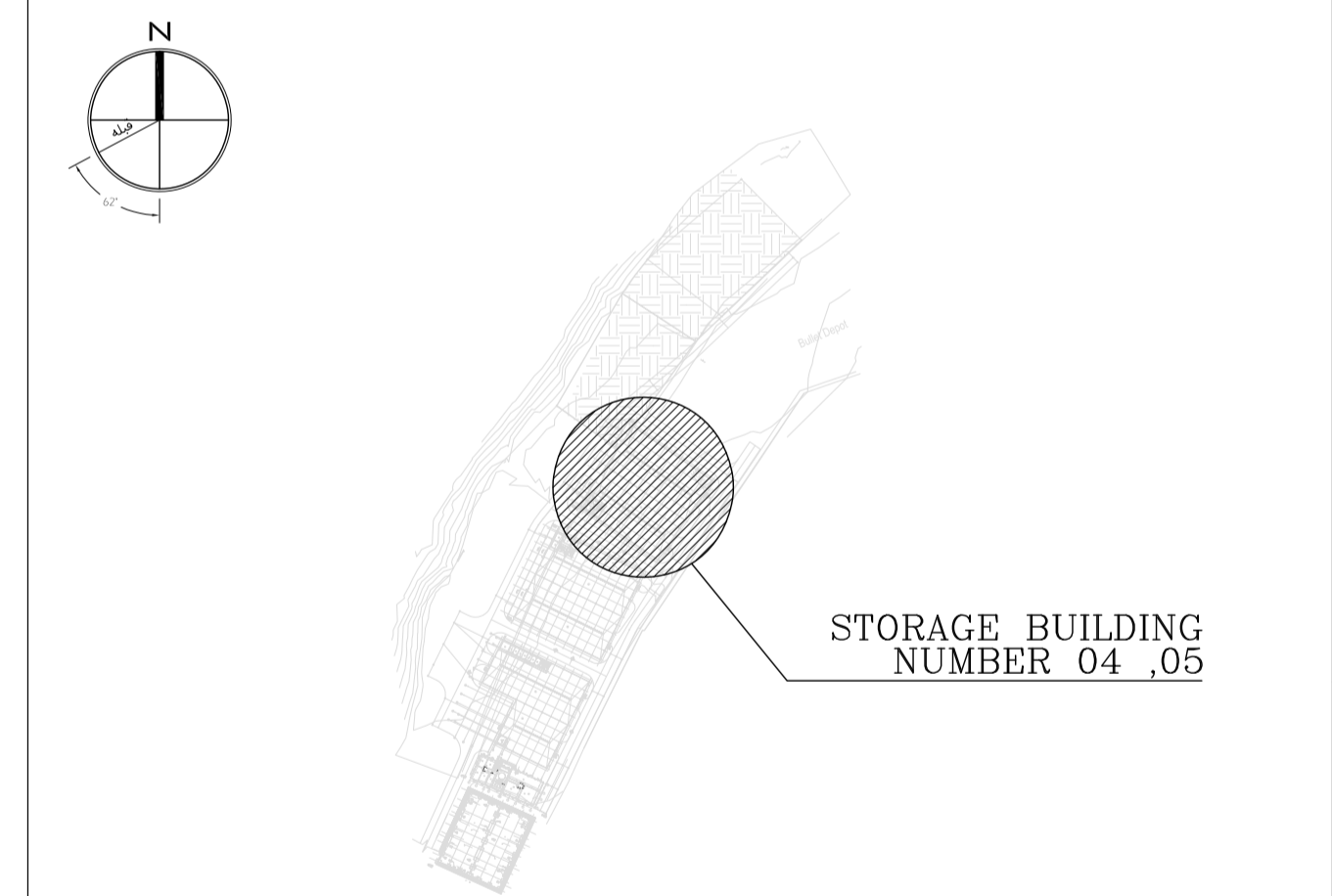
1. ALL DIMENSIONS ARE IN CENTIMETER & ALL ELEVATIONS ARE IN METER.
2. ALL DIMENSIONS AND ELEVATIONS SHALL BE CHECKED BY THE CONTRACTOR PRIOR TO CONSTRUCTION.
3. F.F.L. IN ARCHITECTURAL DOCUMENT IS EQUALS TO 2518.40
4. CONTRACTOR SHALL COMPARE ALL ARCHITECTURAL, MECHANICAL, ELECTRICAL, PIPING AND STRUCTURAL DRAWINGS AND IN CASE OF ANY CONFLICTS OR DISCREPANCY, INFORM THE ENGINEER.
5. ALL OPENINGS FOR PIPING/CABLING SHALL BE CONSIDERED AS PER RELATED DRAWINGS BEFORE CONSTRUCTION.

**LEGEND**

**AREA NAME :**

- |                      |                   |
|----------------------|-------------------|
| ① WAREHOUSE          | ⑥ LOUNGE ROOM     |
| ② ENTRANCE           | ⑦ SUPERVISOR ROOM |
| ③ PANTRY             | ⑧ W.C             |
| ④ MANAGER ROOM       | ⑨ LOCKER & SHOWER |
| ⑤ PAYMENT ORDER ROOM | ⑩ PRAYER ROOM     |

**KEY PLAN**



REV.	DATE	DESCRIPTION	PREPARED	CHECKED	APPROVED	AUTHORIZED
04	02.02.2023	ISSUED FOR CONSTRUCTION	M.MA&M.KH	M.AHMADI	H.NOROZI	-
03	22.01.2023	ISSUED FOR APPROVAL	M.MA&M.KH	M.AHMADI	H.NOROZI	-
02	17.12.2022	ISSUED FOR APPROVAL	M.MA&M.KH	M.AHMADI	H.NOROZI	-
01	29.10.2022	ISSUED FOR APPROVAL	M.MA&M.KH	M.AHMADI	H.NOROZI	-
00	10.04.2022	ISSUED FOR REVIEW AND COMMENT	M.MA&M.KH	M.AHMADI	H.NOROZI	-

Client: **NICICO**  
NATIONAL IRANIAN  
COPPER INDUSTRIES Co.

MC: **Shargan**  
Consultant Engineers

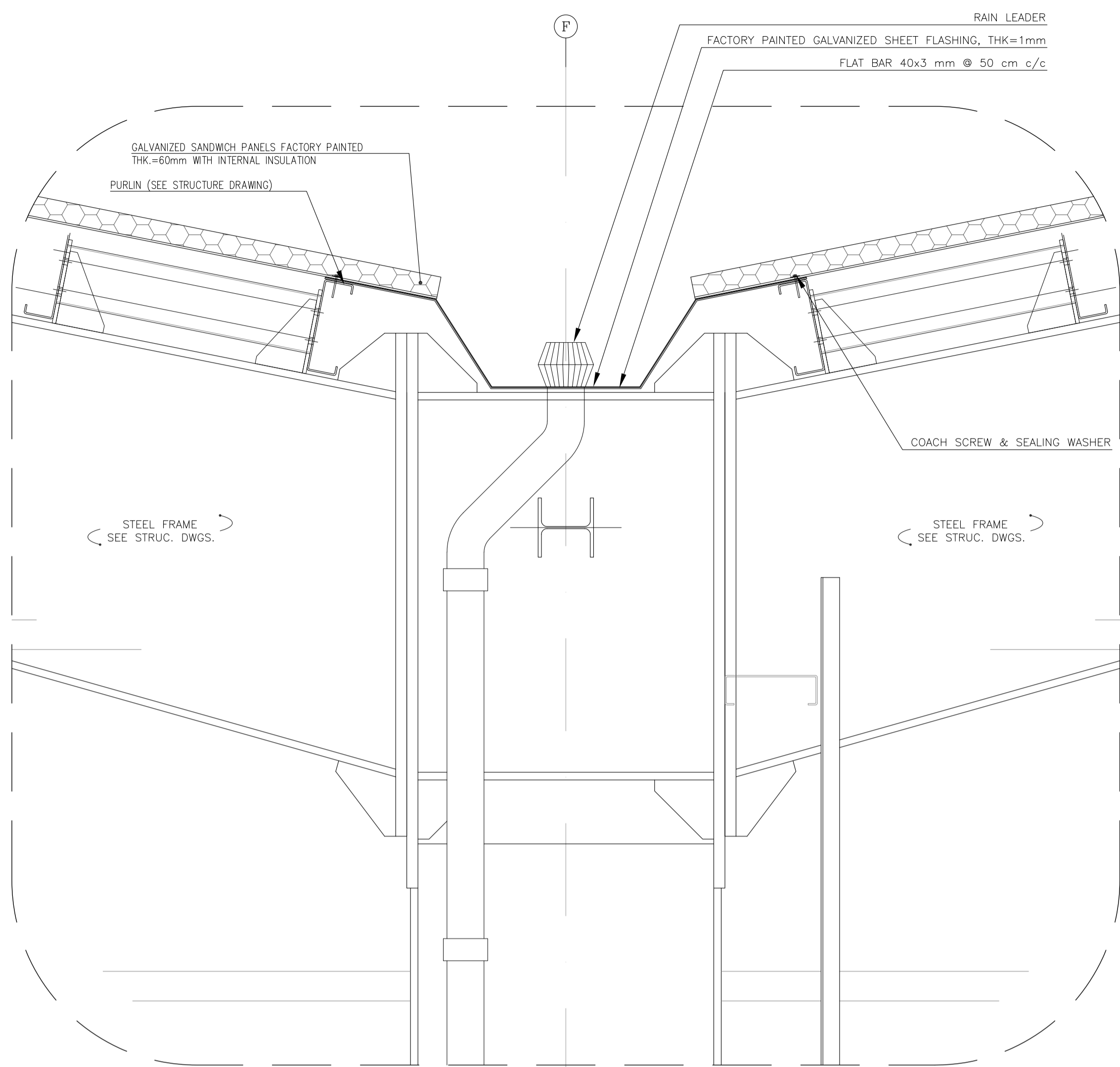
Consultant: **mobina**  
Mobina Engineering Co.

Contractor: **NIPEC**

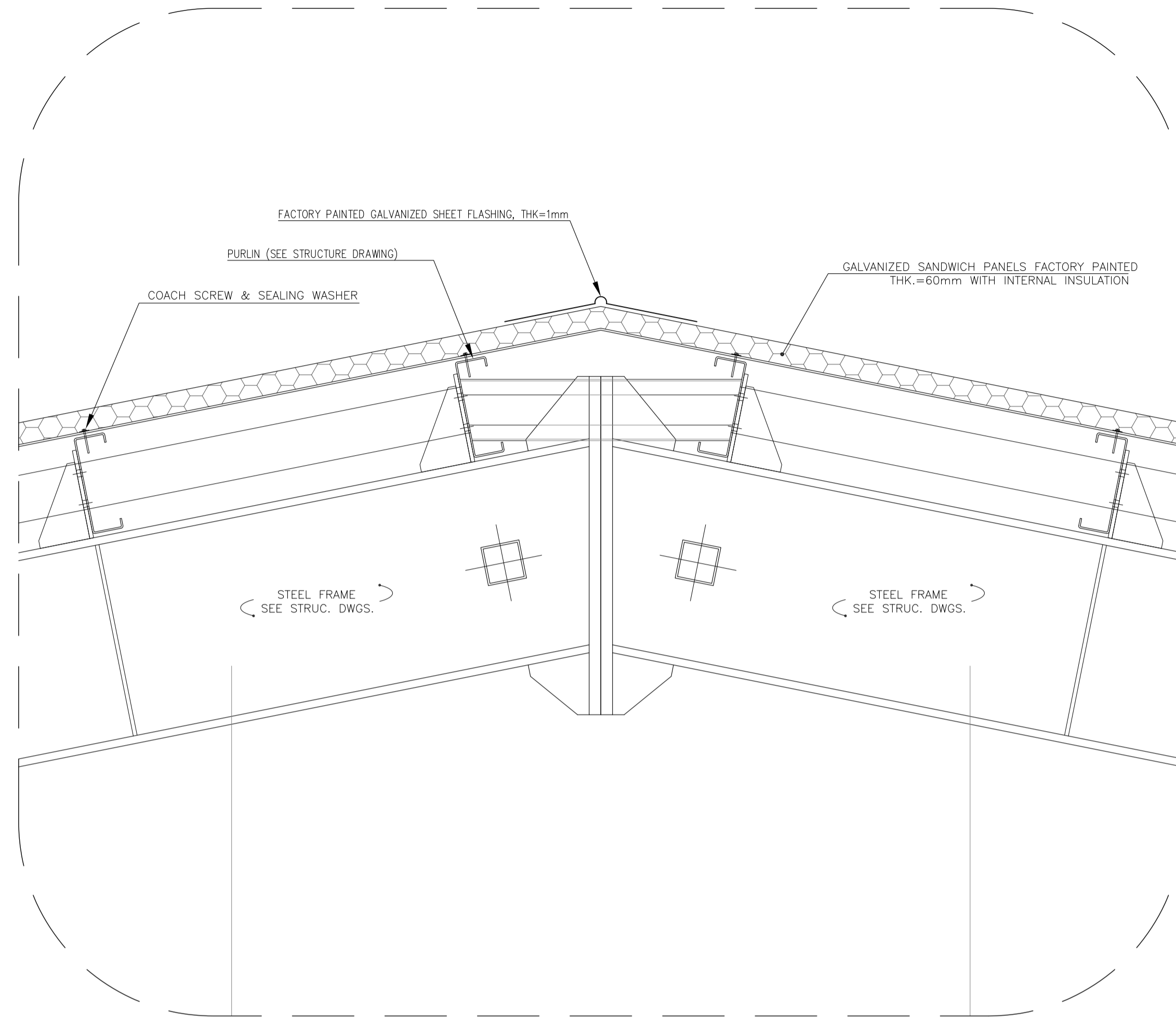
Project: **Sarcheshmeh Copper Concentrator Expansion Plant (Phase.3)**

Title: **ARCHITECTURAL DETAIL DESIGN FOR  
SARCHESHMEH WAREHOUSE 4-5**

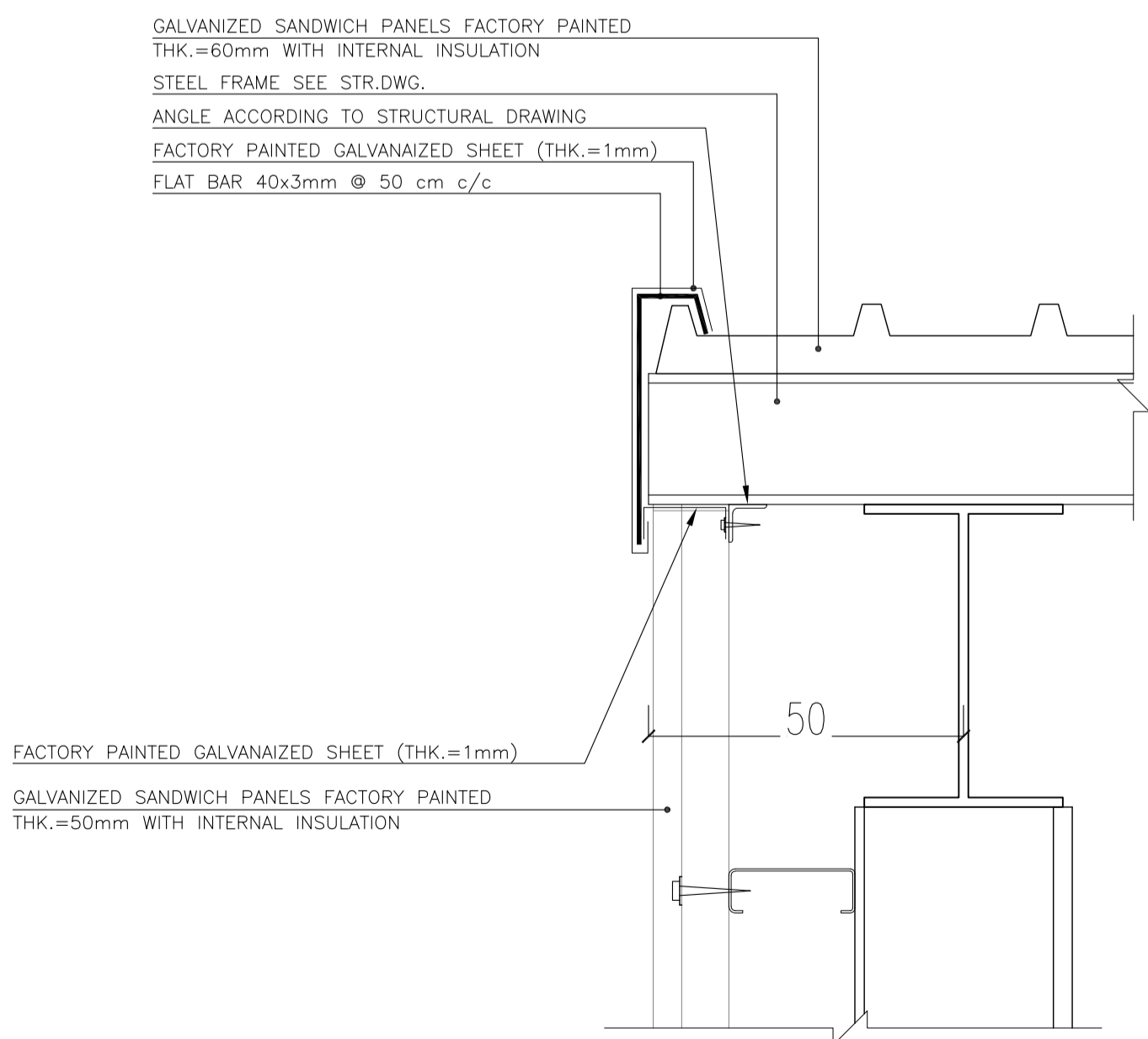
Document Number:	DATE	SIZE	SCALE	SHEET NO.	REV.
12003-D-AR-DWG-312-WHS-003	02.02.2023	A1	AS SHOWN	22 OF 24	04 04



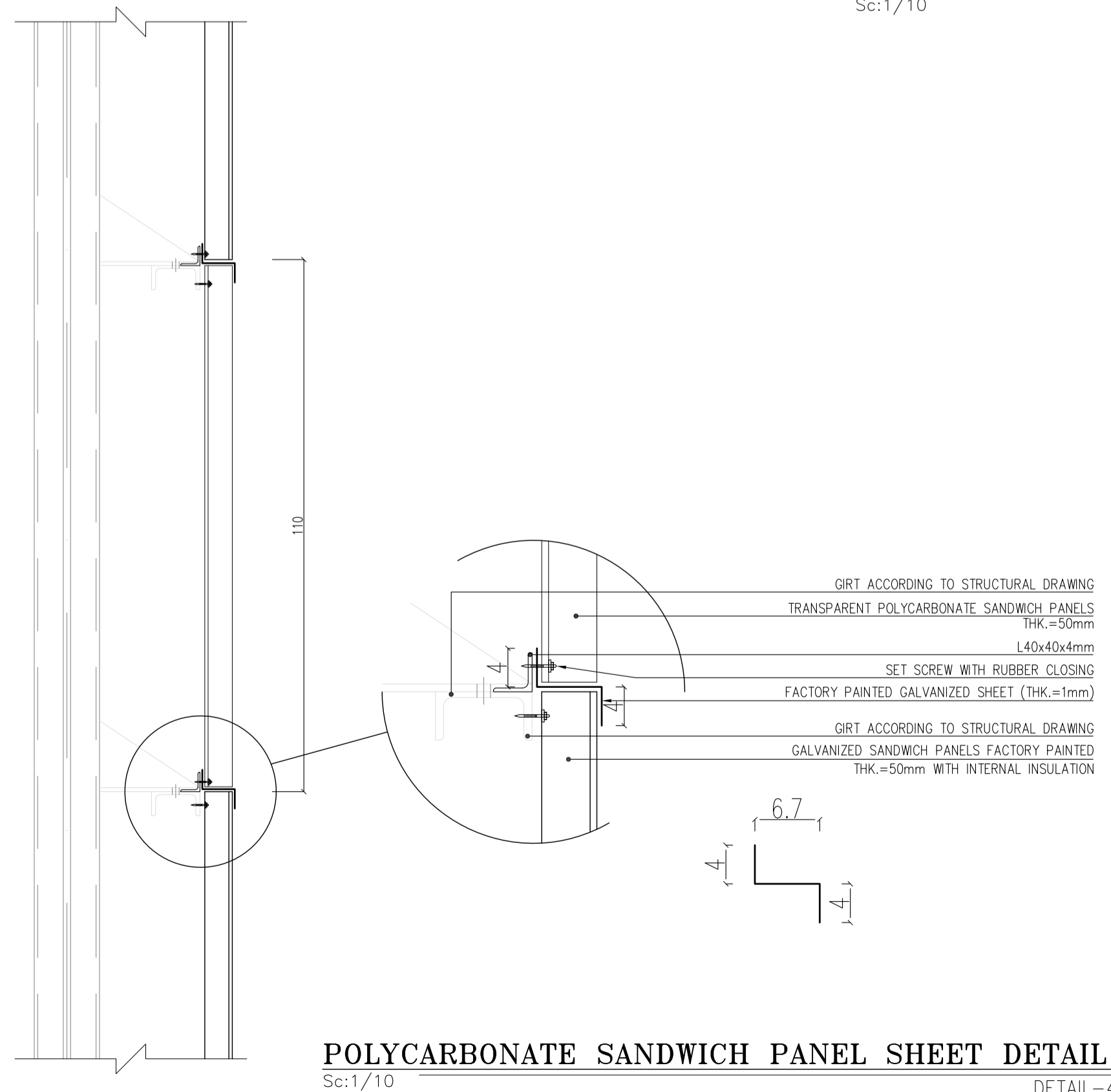
**DETAIL-1**  
Sc:1/10



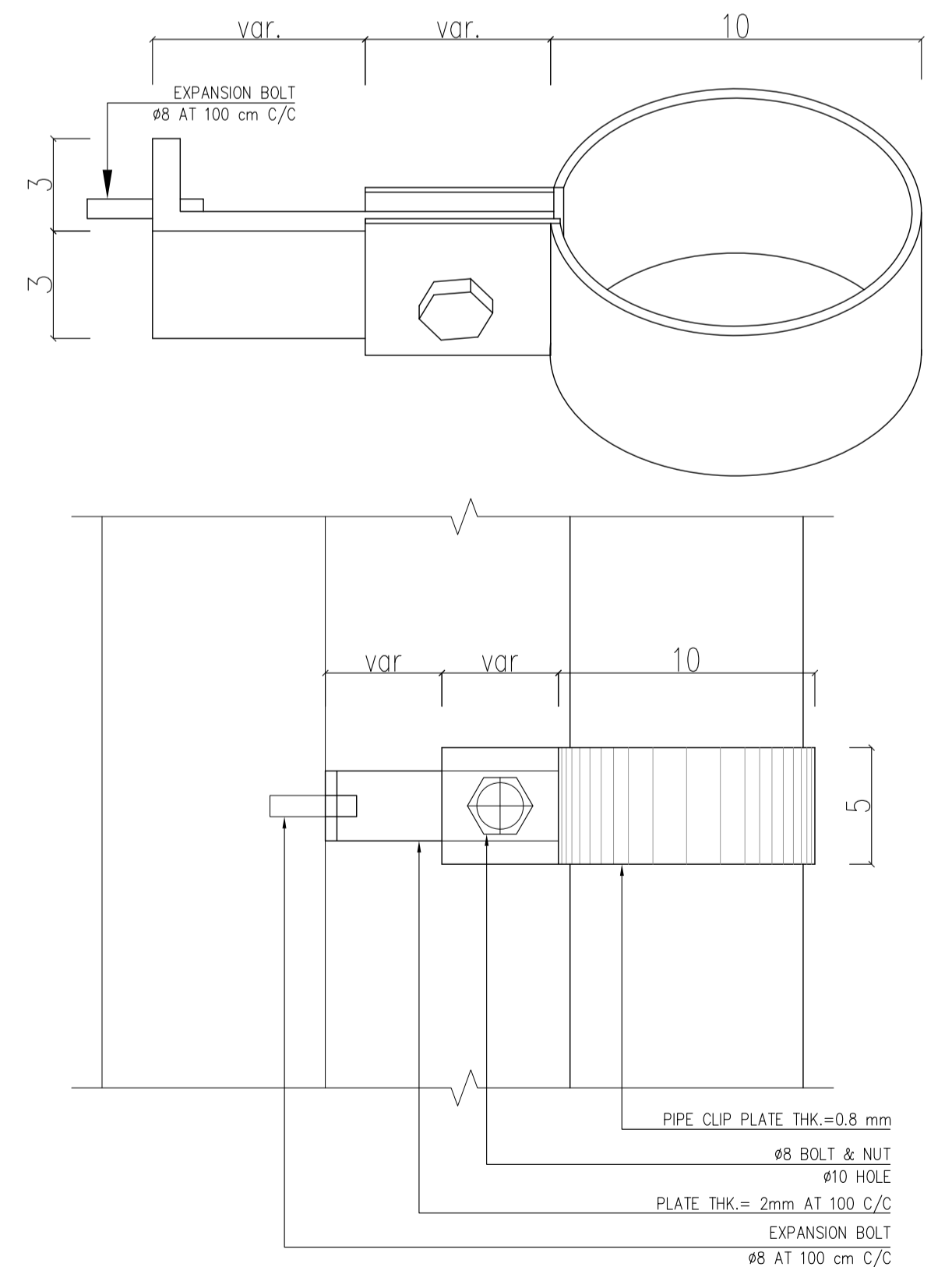
**DETAIL-2**  
Sc:1/10



**DETAIL-3**  
Sc:1/10



**POLYCARBONATE SANDWICH PANEL SHEET DETAIL**  
Sc:1/10  
DETAIL-4



**TYPICAL PIPE CLIP ON WALL**  
Sc: N.T.S.

REFERENCE

REFERENCE. TITLE	REFERENCE. No.
FOUNDATION DRAWING	12003-D-ST-DWG-312-WHS-005
STRUCTURE DRAWING	12003-D-ST-DWG-312-WHS-006

NOTES

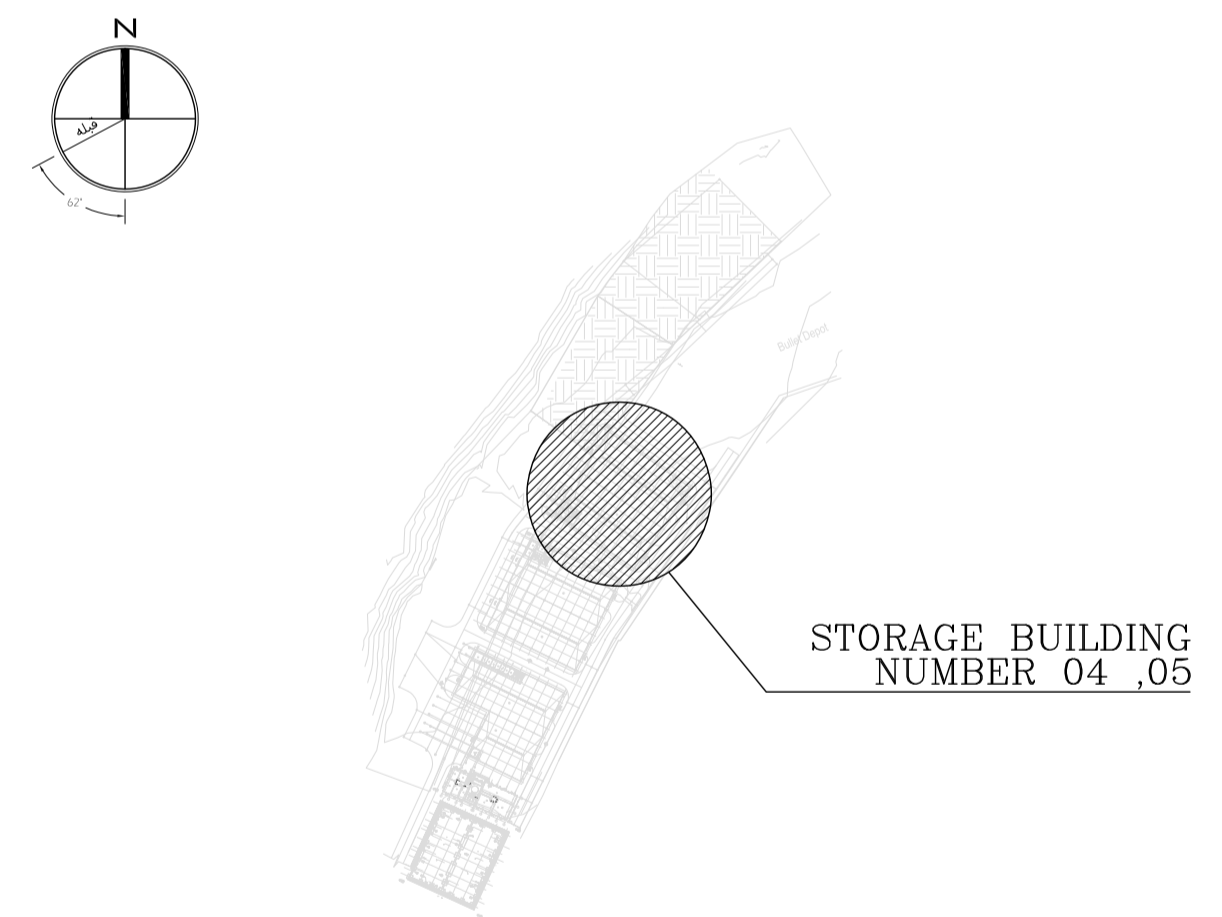
- ALL DIMENSIONS ARE IN CENTIMETER & ALL ELEVATIONS ARE IN METER.
- ALL DIMENSIONS AND ELEVATIONS SHALL BE CHECKED BY THE CONTRACTOR PRIOR TO CONSTRUCTION.
- F.F.L. IN ARCHITECTURAL DOCUMENT IS EQUALS TO 2518.40
- CONTRACTOR SHALL COMPARE ALL ARCHITECTURAL, MECHANICAL, ELECTRICAL, PIPING AND STRUCTURAL DRAWINGS AND IN CASE OF ANY CONFLICTS OR DISCREPANCY, INFORM THE ENGINEER.
- ALL OPENINGS FOR PIPING/CABLING SHALL BE CONSIDERED AS PER RELATED DRAWINGS BEFORE CONSTRUCTION.

LEGEND

AREA NAME :

- |                      |                   |
|----------------------|-------------------|
| ① WAREHOUSE          | ⑥ LOUNGE ROOM     |
| ② ENTRANCE           | ⑦ SUPERVISOR ROOM |
| ③ PANTRY             | ⑧ W.C             |
| ④ MANAGER ROOM       | ⑨ LOCKER & SHOWER |
| ⑤ PAYMENT ORDER ROOM | ⑩ PRAYER ROOM     |

KEY PLAN



REV.	DATE	DESCRIPTION	PREPARED	CHECKED	APPROVED	AUTHORIZED
04	02.02.2023	ISSUED FOR CONSTRUCTION	M.MA&M.KH	M.AHMADI	H.NOROUZI	-
03	22.01.2023	ISSUED FOR APPROVAL	M.MA&M.KH	M.AHMADI	H.NOROUZI	-
02	17.12.2022	ISSUED FOR APPROVAL	M.MA&M.KH	M.AHMADI	H.NOROUZI	-
01	29.10.2022	ISSUED FOR APPROVAL	M.MA&M.KH	M.AHMADI	H.NOROUZI	-
00	10.04.2022	ISSUED FOR REVIEW AND COMMENT	M.MA&M.KH	M.AHMADI	H.NOROUZI	-

Client: **NICICO**  
NATIONAL IRANIAN COPPER INDUSTRIES Co.

Contractor: **Shargan**  
Consultant Engineers

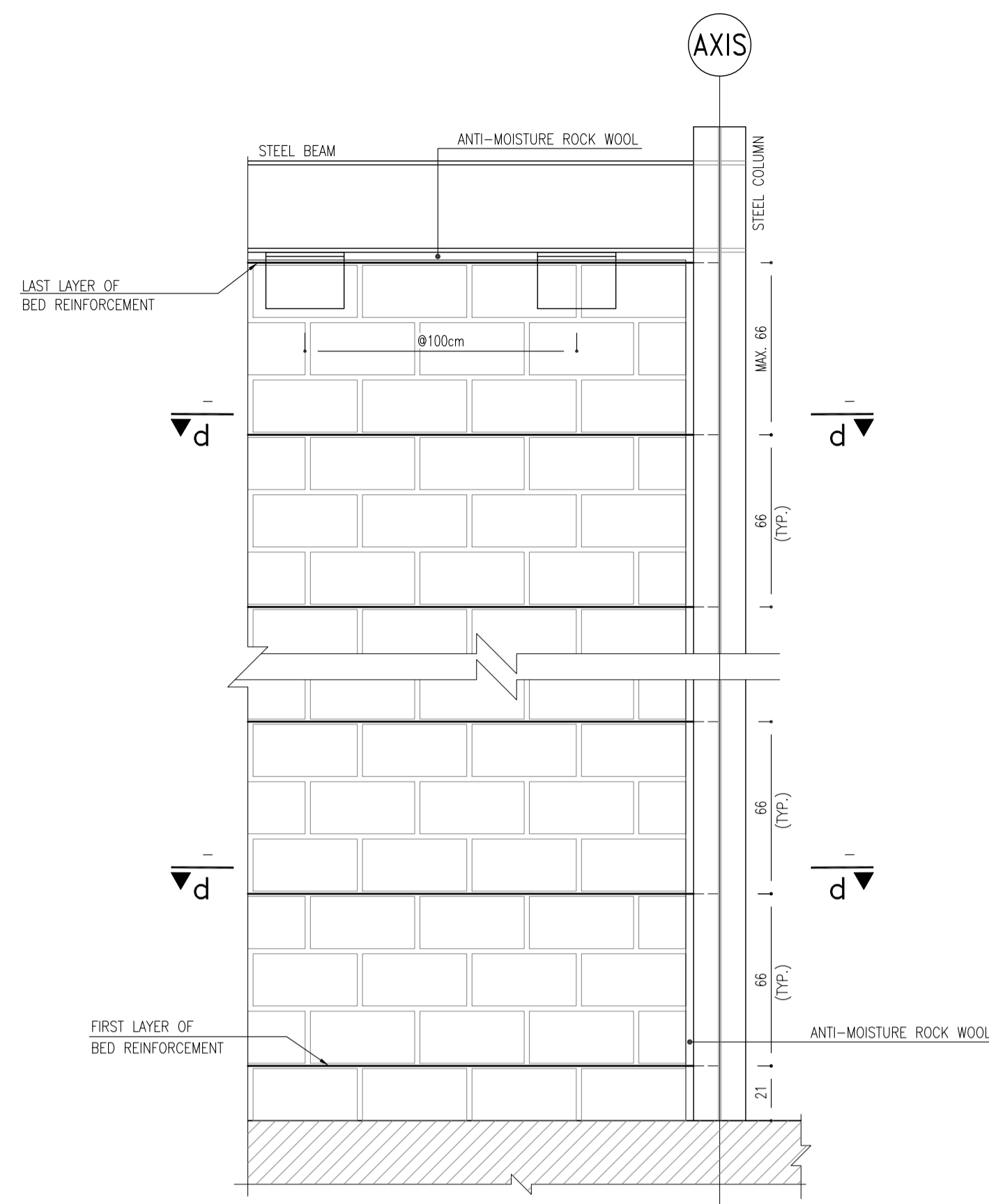
Consultant: **mobina**  
Mobina Engineering Co.

Contractor: **NIPEC**

Project: **Sarcheshmeh Copper Concentrator Expansion Plant (Phase.3)**

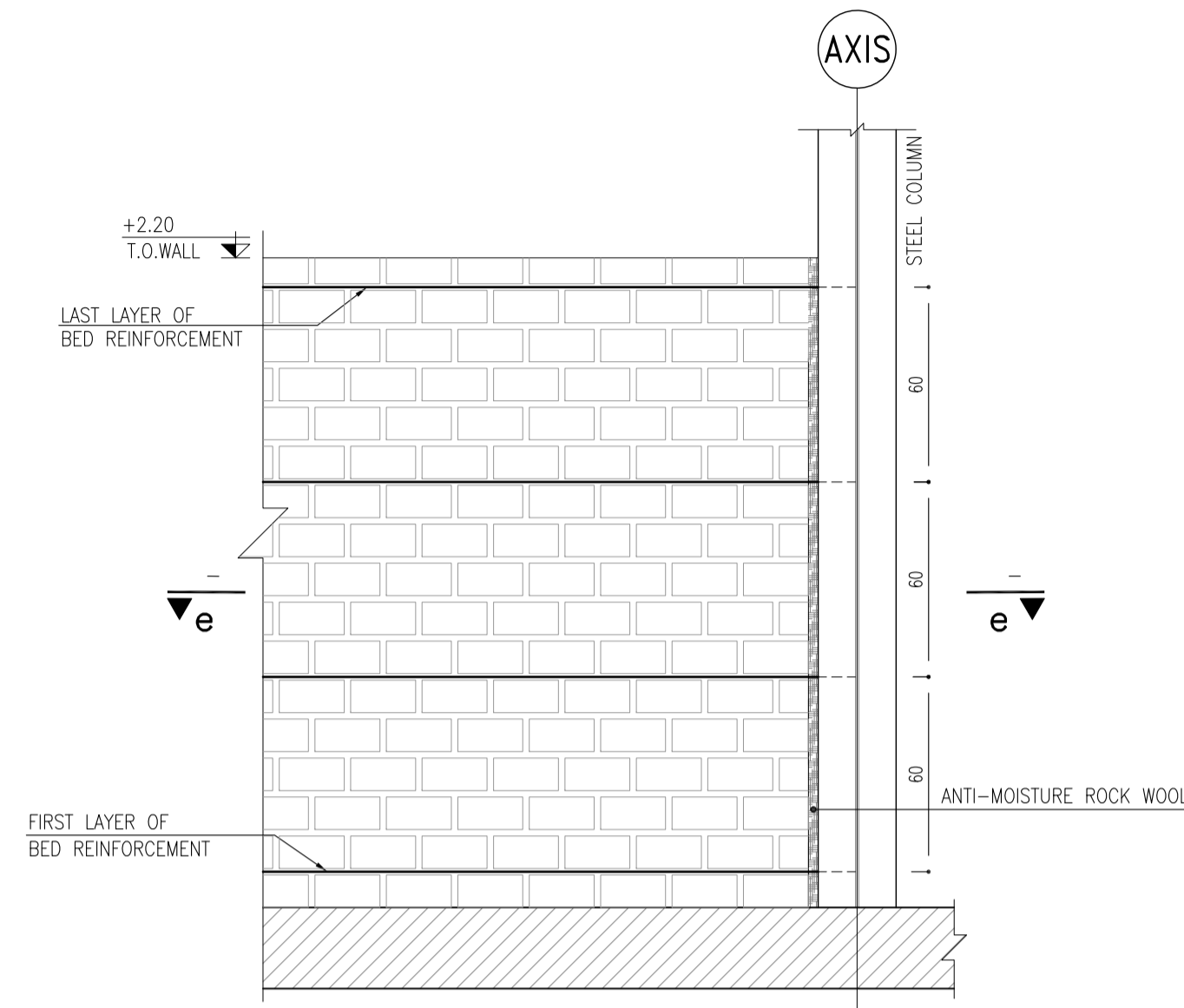
Title: **ARCHITECTURAL DETAIL DESIGN FOR SARCHESHMEH WAREHOUSE 4-5**

Document Number:	DATE	SIZE	SCALE	SHEET NO.	REV.
12003-D-AR-DWG-312-WHS-003	02.02.2023	A1	AS SHOWN	23 OF 24	04



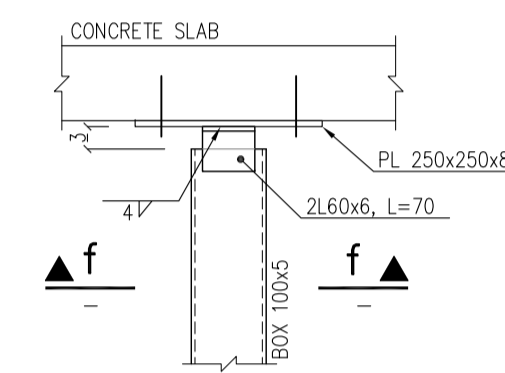
TYPICAL VIEW OF MASONRY WALL (LECA BLOCK)

Sc: 1/20



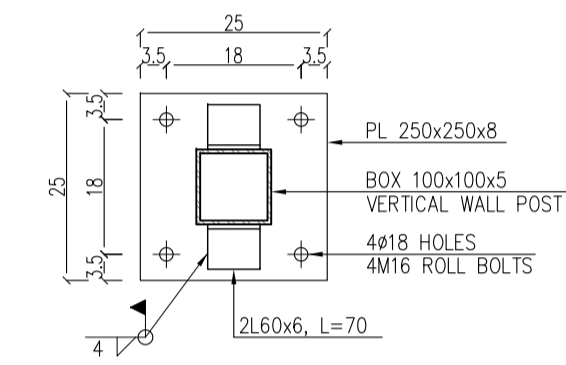
TYPICAL VIEW OF MASONRY WALL (HOLLOW BRICK)

Sc: 1/20



DETAIL FOR CONNECTION OF VERTICAL WALL POST TO SLAB

Sc: 1/10



SECTION-f

Sc: 1/10

- NOTES:
- 1- THE FREE LENGTH OF EACH WALL SHOULD NOT EXCEED 4m.
  - 2- THE FREE HEIGHT OF EACH WALL SHOULD NOT EXCEED 3.5m.
  - 3- THE WALL SEPARATION DISTANCE FROM THE COLUMNS IS 0.01 OF THE HEIGHT OF THE FLOOR, AND THE SEPARATION DISTANCE FROM THE CEILING IS 25mm.

REFERENCE

REFERENCE. TITLE	REFERENCE. No.
FOUNDATION DRAWING	12003-D-ST-DWG-312-WHS-005
STRUCTURE DRAWING	12003-D-ST-DWG-312-WHS-006

NOTES

1. ALL DIMENSIONS ARE IN CENTIMETER & ALL ELEVATIONS ARE IN METER.
2. ALL DIMENSIONS AND ELEVATIONS SHALL BE CHECKED BY THE CONTRACTOR PRIOR TO CONSTRUCTION.
3. F.F.L. IN ARCHITECTURAL DOCUMENT IS EQUALS TO 2518.40
4. CONTRACTOR SHALL COMPARE ALL ARCHITECTURAL, MECHANICAL, ELECTRICAL, PIPING AND STRUCTURAL DRAWINGS AND IN CASE OF ANY CONFLICTS OR DISCREPANCY, INFORM THE ENGINEER.
5. ALL OPENINGS FOR PIPING/CABLING SHALL BE CONSIDERED AS PER RELATED DRAWINGS BEFORE CONSTRUCTION.

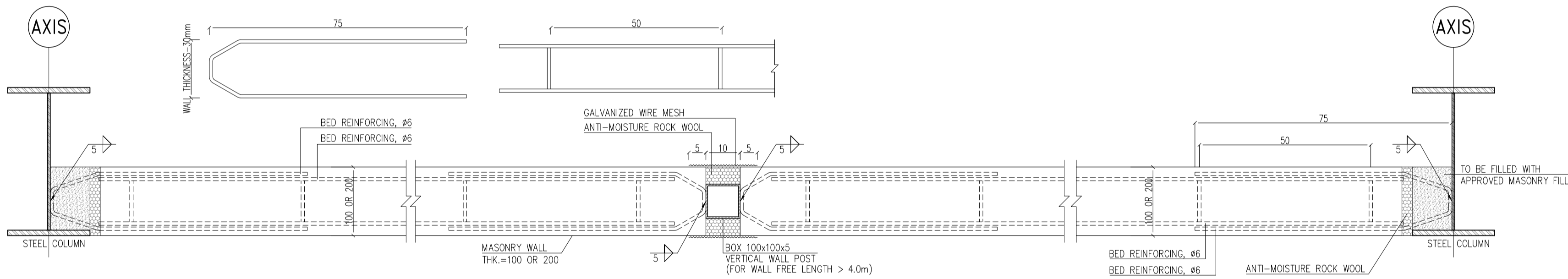
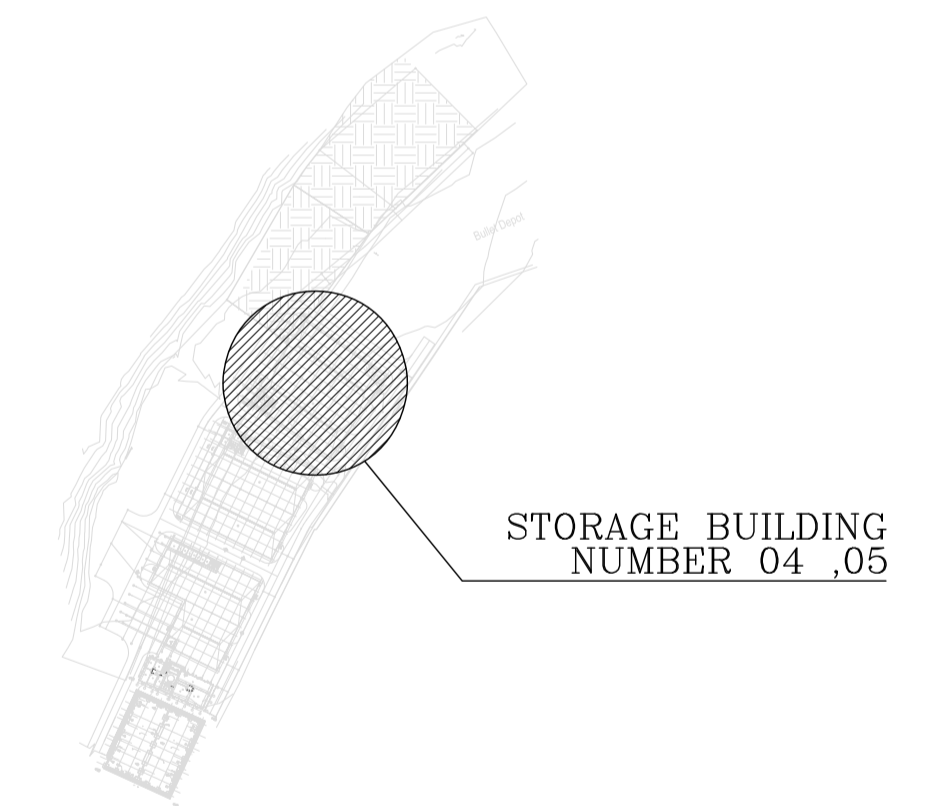
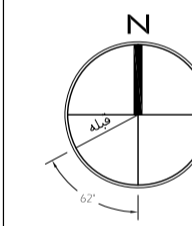
LEGEND

AREA NAME :

- |                      |                   |
|----------------------|-------------------|
| ① WAREHOUSE          | ⑥ LOUNGE ROOM     |
| ② ENTRANCE           | ⑦ SUPERVISOR ROOM |
| ③ PANTRY             | ⑧ W.C             |
| ④ MANAGER ROOM       | ⑨ LOCKER & SHOWER |
| ⑤ PAYMENT ORDER ROOM | ⑩ PRAYER ROOM     |

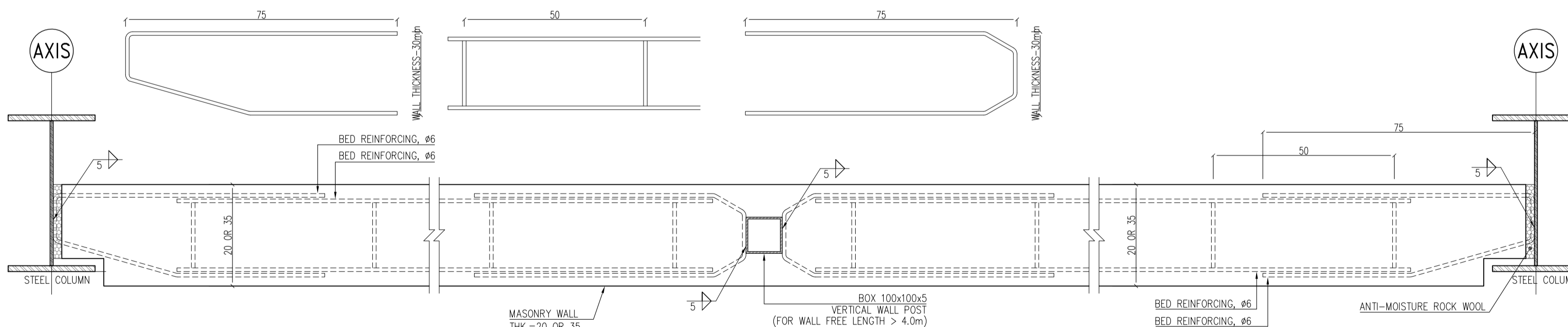
02 GENERAL REVISED

KEY PLAN



SECTION-d

Sc: 1/10



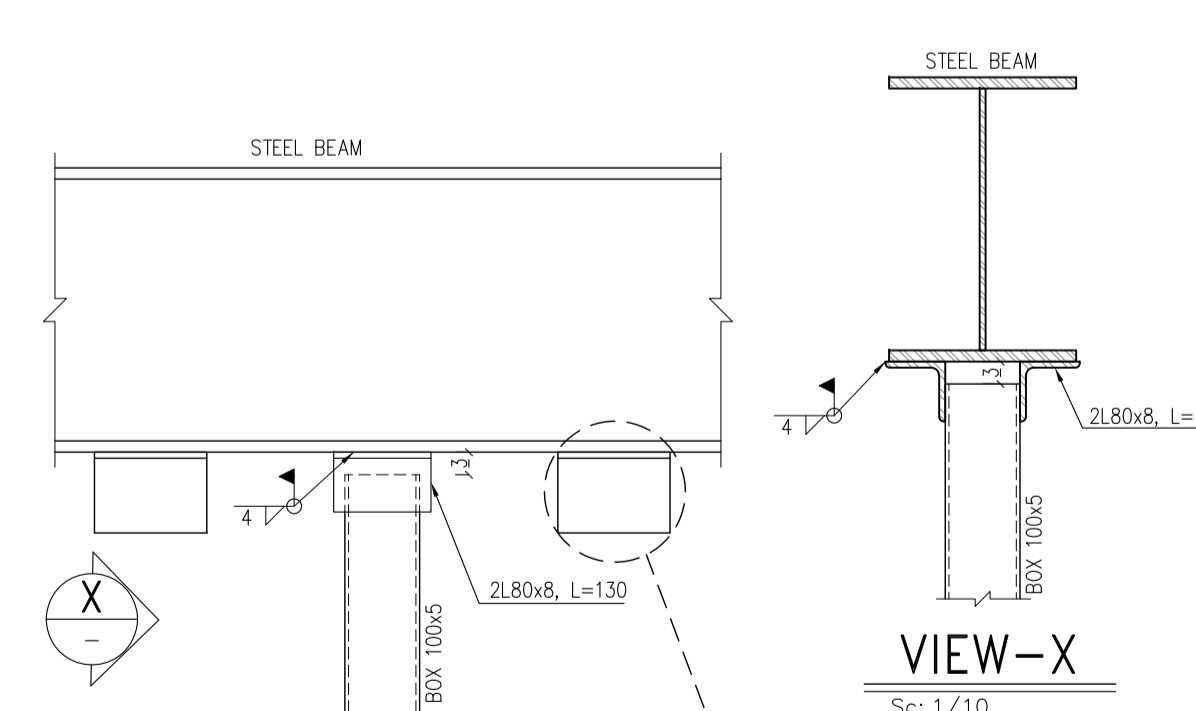
SECTION-e

Sc: 1/10

DETAIL FOR VERTICAL WALL POST B.PL.

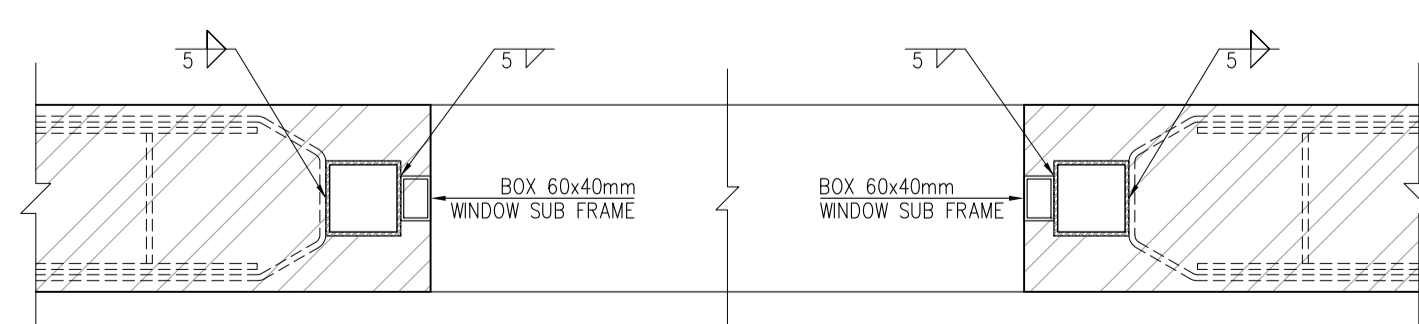
Sc: 1/10

CONNECTION TO FOUNDATION OR FLOOR



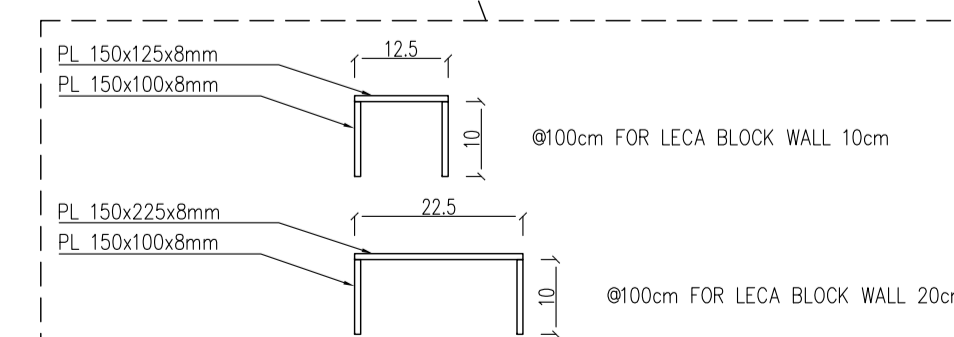
VIEW-X

Sc: 1/10



DETAIL FOR PERFORMING THE OPENING OF WINDOW

Sc: 1/10



DETAIL FOR CONNECTION OF VERTICAL WALL POST TO BEAM

Sc: 1/10

REV.	DATE	DESCRIPTION	PREPARED	CHECKED	APPROVED	AUTHORIZED
04	02.02.2023	ISSUED FOR CONSTRUCTION	M.M&M.KH	M.AHMADI	H.NOROUZI	-
03	22.01.2023	ISSUED FOR APPROVAL	M.M&M.KH	M.AHMADI	H.NOROUZI	-
02	17.12.2022	ISSUED FOR APPROVAL	M.M&M.KH	M.AHMADI	H.NOROUZI	-
01	29.10.2022	ISSUED FOR APPROVAL	M.M&M.KH	M.AHMADI	H.NOROUZI	-
00	10.04.2022	ISSUED FOR REVIEW AND COMMENT	M.M&M.KH	M.AHMADI	H.NOROUZI	-

NICICO  
NATIONAL IRANIAN  
COPPER INDUSTRIES Co.

Shargan  
Consultant Engineers

mobina  
Mobina Engineering Co.

NIPEC

Project: Sarcheshmeh Copper Concentrator Expansion Plant (Phase.3)

Title: ARCHITECTURAL DETAIL DESIGN FOR SARCHESHMEH WAREHOUSE 4-5

Document Number:	DATE	SIZE	SCALE	SHEET NO.	REV.
12003-D-AR-DWG-312-WHS-003	02.02.2023	A1	AS SHOWN	24 OF 24	04 04